





Educación General Básica



English



Level

A1.1 (Children)
STUDENT'S BOOK

FREE COPY
NOT FOR SALE

MINISTERIO
DE EDUCACIÓN



EL
GOBIERNO
DE TODOS



Starship English

Student Book • Activity Book

A1.1



ECUADOR EDITION

Dr. Ken Beatty

PRESIDENTE DE LA REPÚBLICA
Lenín Moreno Garcés

MINISTRO DE EDUCACIÓN
Fander Falconí Benítez

VICEMINISTRO DE EDUCACIÓN
Álvaro Sáenz Andrade

VICEMINISTRA DE GESTIÓN EDUCATIVA
Mónica Reinoso Paredes

SUBSECRETARIA DE FUNDAMENTOS EDUCATIVOS
Ruthy Intriago Armijos

SUBSECRETARIO DE ADMINISTRACIÓN ESCOLAR
Mónica García Echeverría

DIRECTORA NACIONAL DE CURRÍCULO
María Cristina Espinosa Salas

DIRECTOR NACIONAL DE OPERACIONES Y LOGÍSTICA
Germán Eduardo Lynch Álvarez



Copyright © by Houghton Mifflin Harcourt Publishing Company

All rights reserved. No part of this work may be reproduced or transmitted in any form or by any means, electronic or mechanical, including photocopying or recording, or by any information storage and retrieval system, without the prior written permission of the copyright owner unless such copying is expressly permitted by federal copyright law. Requests for permission to make copies of any part of the work should be addressed to Houghton Mifflin Harcourt Publishing Company, Attn: Contracts, Copyrights, and Licensing, 9400 South Park Center Loop, Orlando, Florida 32819.

Printed in Ecuador.

ISBN 978-0-544-95199-0

Primera impresión: agosto 2016

Quinta impresión: junio 2018

Impreso por: Imprenta Mariscal

Ministerio de Educación del Ecuador, 2018
Av Amazonas N34-451 y Atahualpa
www.educacion.gob.ec

DISTRIBUCIÓN GRATUITA - PROHIBIDA SU VENTA

MINISTERIO
DE EDUCACIÓN



Promovemos la conciencia ambiental en la comunidad educativa.

Hemos impreso el 8% de ejemplares con certificado de responsabilidad ambiental.

ADVERTENCIA

Un objetivo manifiesto del Ministerio de Educación es combatir el sexismo y la discriminación de género en la sociedad ecuatoriana y promover, a través del sistema educativo, la equidad entre mujeres y hombres. Para alcanzar este objetivo, promovemos el uso de un lenguaje que no reproduzca esquemas sexistas y, de conformidad con esta práctica, preferimos emplear en documentos oficiales palabras neutras, tales como las personas (en lugar de *los hombres*) o el profesorado (en lugar de *los profesores*), etc. Solo en los casos en que tales expresiones no existan, se usará la forma masculina como genérica para hacer referencia tanto a las personas de sexo femenino como masculino. Esta práctica comunicativa, que es recomendada por la Real Academia Española en su Diccionario Panhispánico de Dudas, obedece a dos razones: (a) en español es posible «referirse a colectivos mixtos a través del género gramatical masculino», y (b) es preferible aplicar «la ley lingüística de la economía expresiva» para así evitar abultamiento gráfico y la consiguiente ilegibilidad que ocurriría en el caso de utilizar expresiones como *las y los*, *os/as* y otras fórmulas que buscan visibilizar la presencia de ambos sexos.



2018: The value of respect

The beginning of a new school year always gives us hope. All the children and adolescents get prepared, not only to study and learn, but also to meet their classmates. Sometimes we come across new faces in class, and that is a good sign, because we see that other students are joining our institution. This also means that it is a good opportunity to interact with people other than those we already knew and thus make new friends.

We know that the school is a good place to grow and share many positive things, and from time to time also to face problems. Being supportive and supporting those who need help is an advice we should follow at home, at school and in the community.

The new school year opens as an experience that challenges us and at the same time gratifies us. We are part of the educational community, teachers, parents, legal representatives and relatives. We are all responsible for accompanying them in the improvement of their education, in improving the quality of their knowledge and in the experience of studying and learning to grow as better human beings and citizens.

A new school year means a job dedicated to expanding positive relationships, which we call respect. No one can be left out of this everyday practice at school and in the community. This value of life is radically opposed to contempt and expulsion. If we want a fair education, in which we can all participate, Respect for others means accepting their own ways of being, their individual, social, physical and cultural characteristics; their way of thinking and appreciating the world; their customs and traditions; their skills and abilities. This is the best proposal that the Ministry of Education can make at the beginning of the new school year.

Respect for others means respect for each and every one of us. Respect does not accept any aggression, be it physical, psychological or sexual. It implies recognizing ourselves in the people around us. Teachers, students and partners, we are all human beings who have the same rights. That means the right to have our own point of view, the right to change our minds, to make mistakes, the right to create a world of our own in which to live.

This 2018 - year of respect - is inspired by the principles of zero tolerance to abuse and violence, to any type of discrimination. We promote gender equality (equality between men and women), social justice, solidarity, a culture of peace, coexistence between different cultures and traditions, and the care of the environment. All these are values that we must spread and live fully every day in the educational community.

This is a year to defend the rights of students with a lot of determination and commitment. Our program "More united, more protected" was created to prevent violence within the educational system. We see education as an integrated whole; we work to improve our environment with important curricular innovations such as the methodology of the land of children and young people of good living. The incorporation of ancestral knowledge to education, the development of the arts, good reading manners and an ambitious digital agenda are part of our proposal at the beginning of the new school year.

This is the integral action that we now promote, in which children and adolescents participate as a decisive force within the educational community. Let's continue walking with good step and with respect in this 2018.



Fander Falconí
Minister of Education



Contents



STUDENT BOOK

Unit 1	What's your favorite class?	4
	Where's the gym?	10
	Phonics: bl, br; cl, cr; fl, fr; dr, tr	16
Unit 2	What do you do in the library?	24
	Review	30
	Learn more	32
	Phonics: gl, gr; pl, pr; sc, sk; sl, sp	34
Unit 3	Let's paint!	42
	What do you want to eat?	48
	Phonics: sm, sn; st; sw, tw; scr, str	54
Unit 4	Can you play the piano?	62
	Review	68
	Learn more	70
	Phonics: spl, spr, squ; ct, ft; nd, nt; nk, mp	72
Unit 5	I like to jump!	80
	I hurt my nose.	86
	Phonics: ang, ing, ong, ung; ld, lf, lk, lm, lp, lt; le, el	92
Unit 6	Let's clean up!	98
	Review	104
	About me	105
	Phonics: ll, rr, tt; kn, wr, mb; cc, ck, soft c, soft g	108
	Phonics Review	116
Word list	121
Scope and Sequence	122

ACTIVITY BOOK

Unit 1	What's your favorite class?	AB4
	Where's the gym?	AB10
Unit 2	What do you do in the library? . .	AB16
	Review	AB22
	Learn more	AB23
Unit 3	Let's paint!	AB24
	What do you want to eat?	AB30
Unit 4	Can you play the piano?	AB36
	Review	AB42
	Learn more	AB43
Unit 5	I like to jump!	AB44
	I hurt my nose.	AB50
Unit 6	Let's clean up!	AB56
	Review	AB62
	About me	AB63
Word list	AB64
Well Done! Certificate	AB65



Unit

1

What's your favorite class?

Look, listen, and talk

Track 1

My name's Mrs. Brown.
I'm your English teacher.
What's your name?

Mrs. Brown
Teacher
English Class

My name's Tom Bean.
I'm a student.

What's your favorite class?

What's your least favorite class?

It's English.


Math.

What's his name?

His name's Mr. Jones.
He's our librarian.

What's her name?

Her name's Miss Wilson.
She's our nurse.



Talk.

What's your favorite class?

What's your least favorite class?



Sing

Track
3



Hi! Hello!
What's your name?
My name's Tessa Lee.
What's your favorite class?
Art!
Computers!
English!
Math!
Music!
P.E.!
Science!
What's your favorite class?



Listen

A. Listen and choose.

Track 4



- 1
- 2
- 3
- 4
- 5



B. Listen and check a or b.

Track 5

1	2	3	4
<p>a <input type="checkbox"/></p> <p>What's your name?</p>	<p>a <input type="checkbox"/></p> <p>He's our librarian.</p>	<p>a <input type="checkbox"/></p> <p>He's our math teacher.</p>	<p>a <input type="checkbox"/></p> <p>She's Emma Bird.</p>
<p>b <input checked="" type="checkbox"/></p> <p>What's her name?</p>	<p>b <input type="checkbox"/></p> <p>She's our principal.</p>	<p>b <input type="checkbox"/></p> <p>She's our English teacher.</p>	<p>b <input type="checkbox"/></p> <p>She's Mrs. Brown.</p>

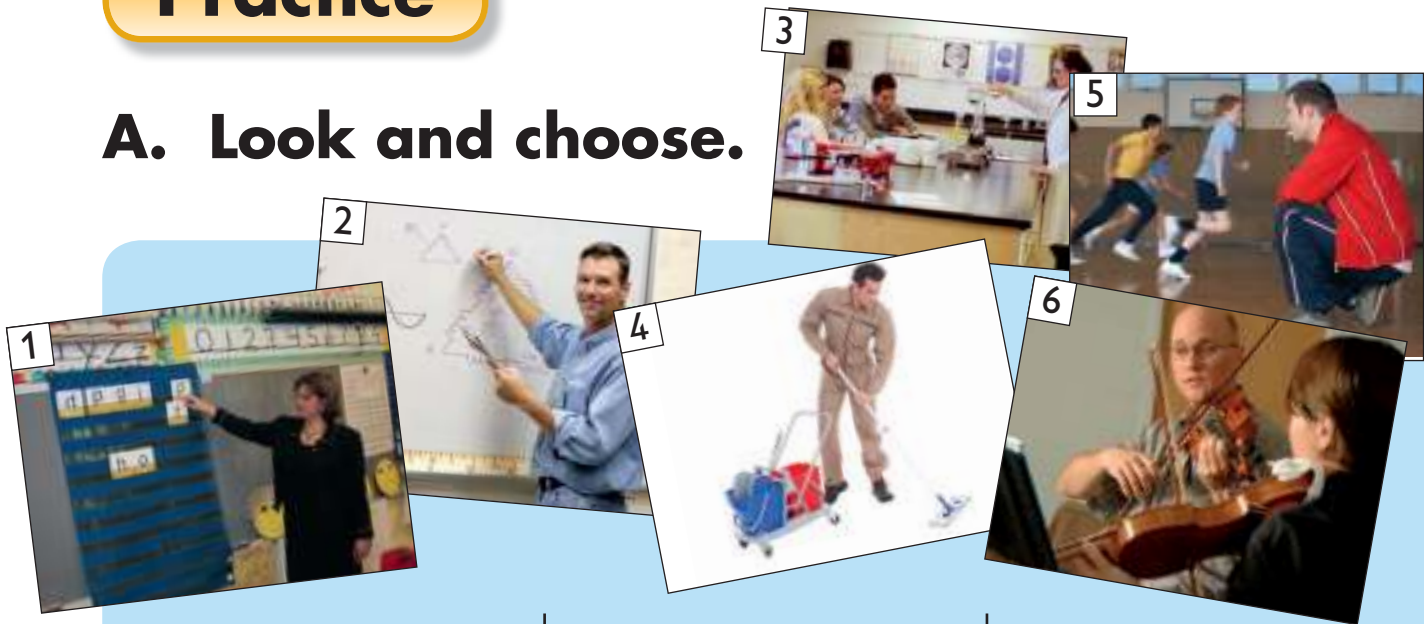
C. Listen and say.

Track 6



Practice

A. Look and choose.



<input type="checkbox"/> 3 science teacher	<input type="checkbox"/> English teacher	<input type="checkbox"/> P.E. teacher
<input type="checkbox"/> math teacher	<input type="checkbox"/> janitor	<input type="checkbox"/> music teacher

B. Read and say.



Hello. I'm a student.
My favorite class is P.E.
She's our P.E. teacher.
What's your favorite class?



C. Ask and answer.

What's his name?



His name's _____.
He's our

What's her name?



Her name's _____.
She's our

Play and learn

What's your favorite class?

What's your least favorite class?

English.

Music.



Unit

1

Where's the gym?

Look, listen, and talk

Track
7

What does she teach?

She teaches art.

Where's the art room?

It's on the third floor.

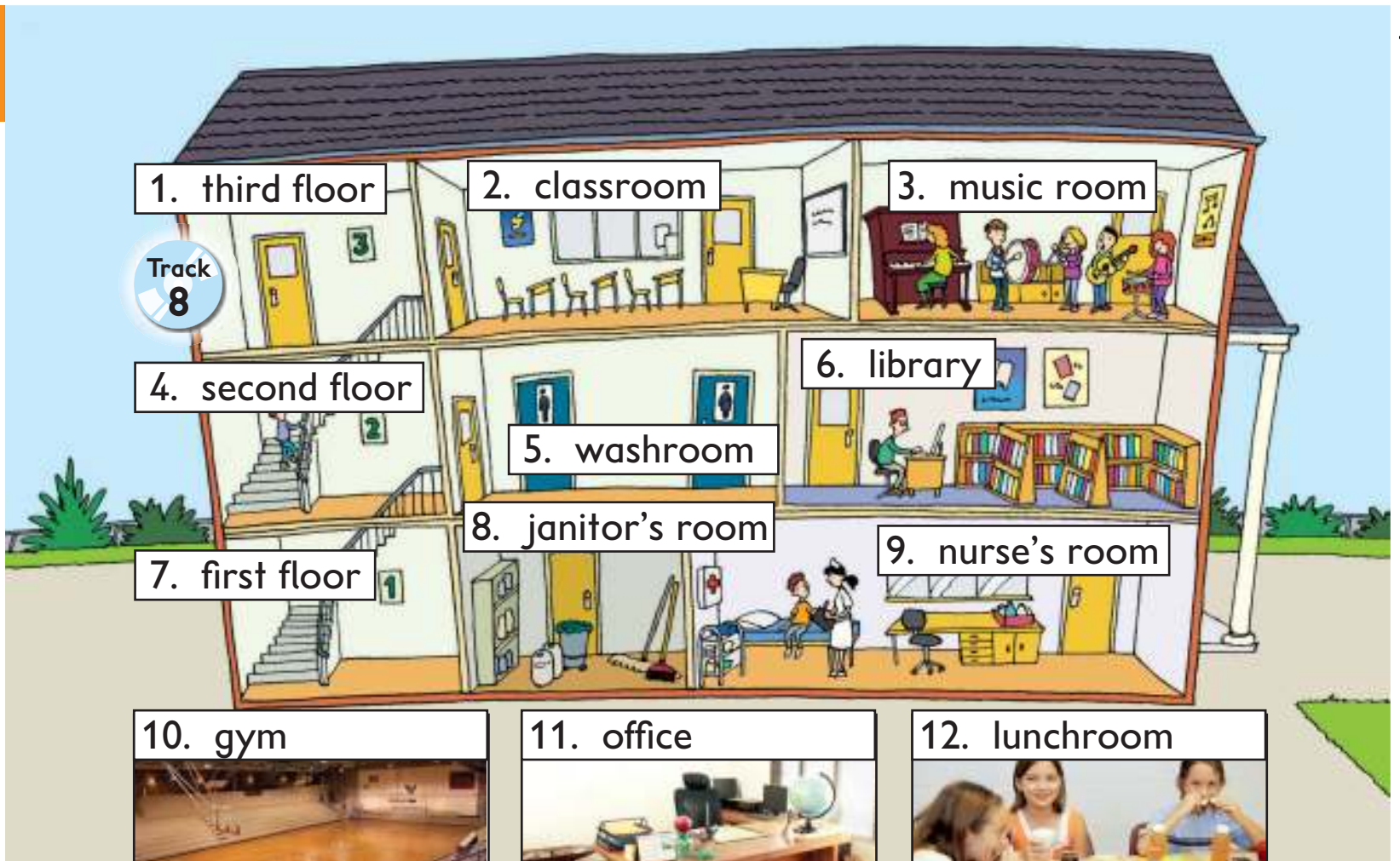
Where's the library?

It's on the second floor.

Where's the nurse's room?

I'm sorry. I don't know.

I know.
It's on the first floor.



Talk.



Sing

Track
9

Where's the science room?
Where's the science room?
It's on the third floor.

Where's the washroom?
Where's the washroom?
It's on the second floor.

Where's the art room?
Where's the art room?
It's on the first floor.

Where's the lunchroom?
Where's the lunchroom?
I'm sorry.
I don't know!
I don't know!
I don't know!



Listen

A. Listen and choose.

Track 10



1

2

3





4

5



B. Listen and check a or b.

Track 11



C. Listen and say.

Track 12



Practice

A. Look and choose.



gym

library

janitor's room

lunchroom

office

science room

B. Read and say.



Where's the music room?
It's on the third floor.
Where's the washroom?
It's on the second floor.
Where's the janitor's room?
I know. It's on the first floor.



C. Ask and answer.

Where's the _____?


It's



Play and learn

Where's the computer room?

It's on the second floor.



bl

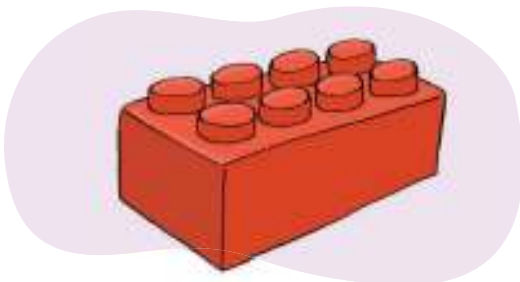
br

P-CD

Track

1

A. Look, listen, and say.



1. **block**



2. **blanket**



3. **brain**



4. **brush**

P-CD

Track

2

B. Listen and fill in the missing letters.

1. _____ue



2. _____ead



3. _____ick



4. _____ack



5. _____own



6. _____ossom



C. Listen, write, and read.

P-CD

Track
3

1. Here is a _____.

2. The _____ is blue.

3. This is a _____.

4. Here is my _____.



D. Look at the pictures and write the words.

bl



br

E. Listen and chant.

P-CD

Track
4

Bricks and Blocks

Bricks and blocks.

Bricks and blocks.

Black, brown, and blue.

There are black bricks.

There are brown blocks.

There are blue bricks too.



Unit

1

cl

cr

A. Look, listen, and say.

P-CD
Track
5




1. class



2. clap



3. creek



4. crocodile

B. Listen and fill in the missing letters.

P-CD
Track
6

1. _____ane



2. _____oud



3. _____am



4. _____ab



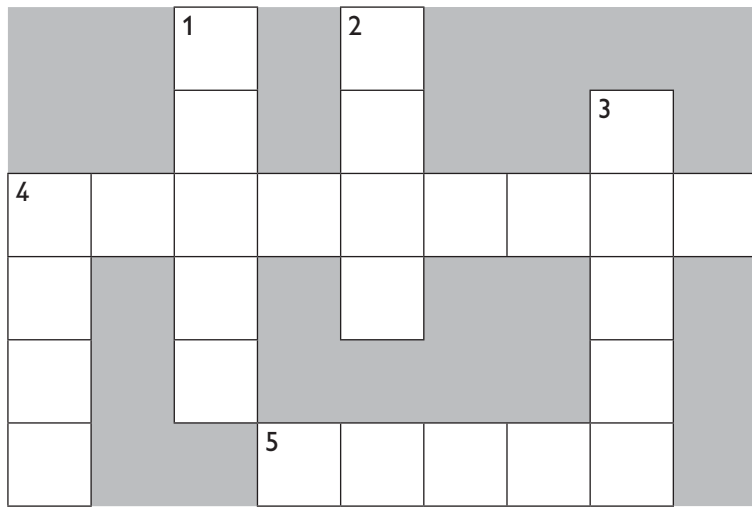
5. _____ow



6. _____ock



C. Look and write the words.



D. Listen, write, and read.

P-CD
Track
7

1. My favorite _____ is English.

2. I can _____ my hands.

3. This is a _____.

4. It's a big _____.



E. Listen and chant.

In the Creek


Clap, clap, clap.

Clam is in the creek.

Crocodile comes to eat him.

Creep, creep, creep.

P-CD
Track
8



A. Look, listen, and say.



1. **f**lowers



2. **f**ly



3. **f**riends



4. **f**ruit

B. Listen, write, and read.

1. I like _____.

2. The _____ is black.

3. I play games with my _____.

4. We eat _____.

C. Listen and fill in the missing letters.

1. _____og



2. _____ute



3. _____ag



4. _____ask



5. _____ame



6. _____ea



D. Write the words.

1



2



3



4



E. Listen and chant.

Flea and Frog

Flea and Frog are friends.

They play with Fly on Friday.

Flea brings fruit.

Frog brings flowers.

And they float and play all day.



Unit

1

dr

tr

A. Look, listen, and say.

P-CD

Track

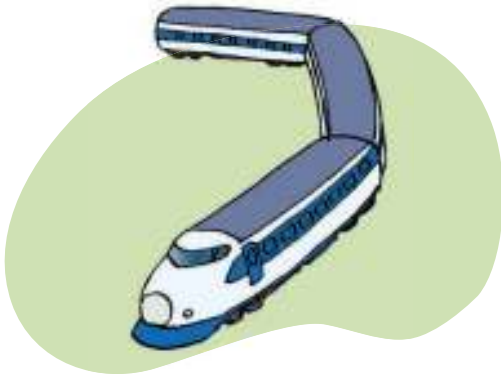
13




1. driver



2. dragon



3. train



4. tree

B. Listen and fill in the missing letters.

P-CD

Track

14

1. _____ uck



2. _____ ess



3. _____ um



4. _____ umpet



5. _____ unk



6. _____ ill



C. Listen, write, and read.

P-CD

Track
15

1. She is the _____.

2. This is a _____.

3. Here is a _____.

4. It's a big _____.



D. Look at the pictures and write the words.

dr



tr

E. Listen and chant.

P-CD

Track
16

On a Train

I go on a train
and what do I see?
I see a dragon in a dress
and a dragon with a drum.
A dragon with a trumpet
and a dragon in a tree.



Unit

2

What do you do in the library?

Look, listen, and talk

Track
13

What do you do in the library?

I read books.

What books do you like?

I like storybooks
and comic books.

Do you like
comic books?


No, I don't.
I don't like comic books.

What do you do
in the library?

I use dictionaries and atlases.
I listen to stories.
Do you listen to stories?

I look at posters.

Yes, I do.



1. magazines

4. storybooks

3. atlases

2. dictionaries

Track 14

5. posters

6. comic books

7. science books

8. puzzle books

9. read books



10. use atlases



11. look at posters



12. listen to stories



Talk.

What do you do in the library?



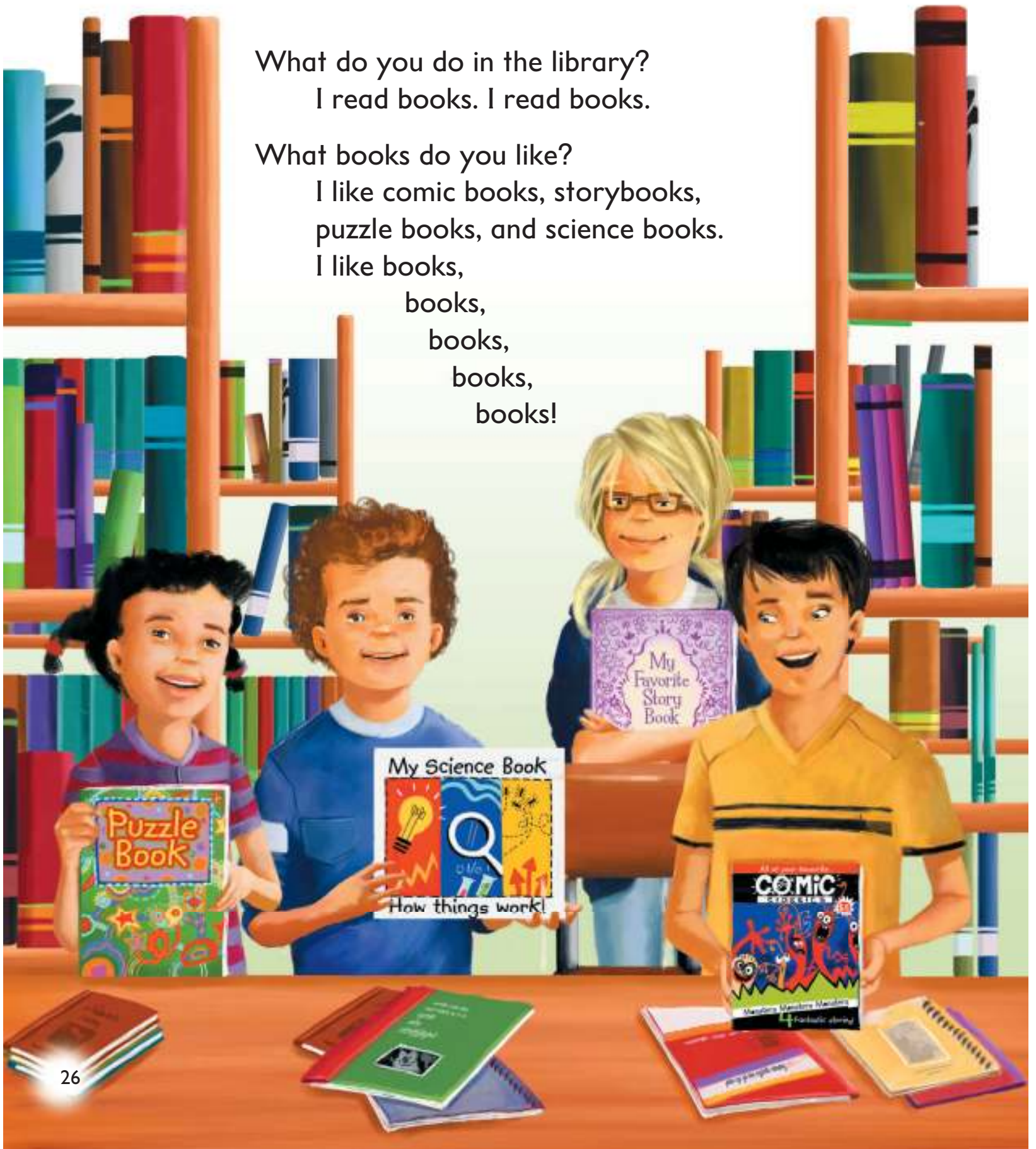
I listen to _____.
 I read _____.
 I look at _____.
 I use _____.

Sing

Track
15

What do you do in the library?
I read books. I read books.

What books do you like?
I like comic books, storybooks,
puzzle books, and science books.
I like books,
books,
books,
books,
books!



Listen

A. Listen and choose.

Track 16



- 1
- 2
- 3
- 4
- 5



B. Listen and check a or b.

Track 17

1

a

b

2

a

b

3

a

b

4

a

b

C. Listen and say.

Track 18



Practice

A. Look and choose.



- | | | |
|---------------------------------------|--|--------------------------------------|
| <input type="checkbox"/> puzzle books | <input type="checkbox"/> atlases | <input type="checkbox"/> comic books |
| <input type="checkbox"/> dictionaries | <input type="checkbox"/> science books | <input type="checkbox"/> storybooks |

B. Read and say.



I read science books and puzzle books.
 Do you like puzzle books and science books?
 Do you like storybooks?
 Do you use dictionaries and atlases?
 What books do you like?

C. Ask and answer.

What do you do
in the library?

What books do
you like?



I

I like

Play and learn

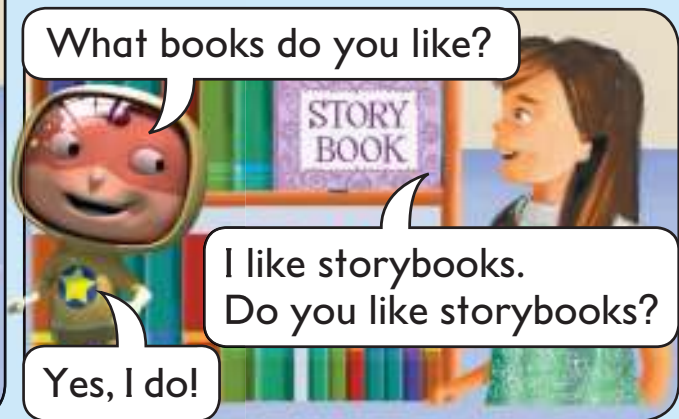

What do you do in the library?

I listen to stories.



Review

A. Read and say.








B. Read again and match.

	yes	no
1. Mr. Jones is the librarian.		
2. The library is next to the lunchroom.		
3. The boy listens to stories in the library.		
4. The girl doesn't like storybooks.		

C. Listen and check a or b .

Track
19



My favorite class is _____.

My least favorite class is _____.

My classroom is next to

I like ... in the library.

I like _____ books.

Learn more



A. Listen, read, and say.

Track
20

What's your name?



My first name is Emma.
My family name is Bird.

Family name:
Bird

First name:
Emma

Address:
7 Little Street, Startown


Phone number:
6937 697333

School:
Startown Elementary

Teacher:
Mrs. Brown

B. Listen and say.

Track
21



C. Listen, read, and say.

Track
22



gl

gr

P-CD
Track
17

A. Look, listen, and say.



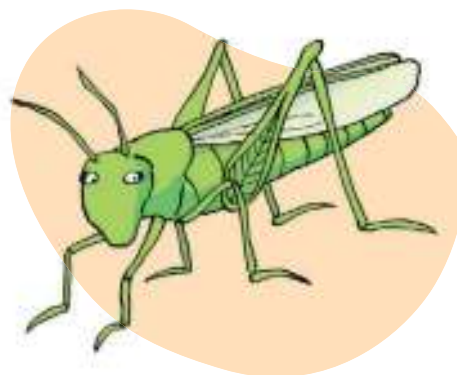
1. **g**love



2. **g**lass



3. **g**ray



4. **g**rasshopper

P-CD
Track
18

B. Listen and fill in the missing letters.

1. _____ apes



2. _____ obe



3. _____ ue



4. _____ een



5. _____ ains



6. _____ asses



C. Say the word for each picture and circle the beginning letters.

1  **gl**
gr

2  **gl**
gr

3  **gl**
gr

4  **gl**
gr

5  **gl**
gr

6  **gl**
gr

D. Listen, write, and read.

P-CD

Track
19

1. Here is my _____.

2. My juice is in a _____.

3. This paint is _____.

4. This is a _____.



E. Listen and chant.

Track
20

P-CD

The Green Grasshopper

The green grasshopper
jumps onto the grass.
He jumps onto my glove.
He jumps onto my globe.
The green grasshopper
jumps into my glass!



pl


pr

A. Look, listen, and say.

P-CD

Track

21

1. **play**2. **plum**3. **price**4. **press**

B. Listen, write, and read.

P-CD

Track

22

1. We like to _____ games.
2. I'll eat the _____.
3. The _____ of the rocket is \$95.
4. He can _____ the button.

C. Listen and fill in the missing letters.

P-CD

Track
23

1. _____ants



2. _____une



3. _____inter



4. _____ug



5. _____ate



6. _____esent



D. Write the words.

1




2



3



4



E. Listen and chant.

P-CD

Track
24

Press to Play

Please

Please **press**

Please **press** the button

Please **press** the button to **play**

Please **press** the button to **play** the game!



Unit

2

sc

sk

P-CD

Track
25


A. Look, listen, and say.



1. **scales**



2. **score**



3. **sky**



4. **skeleton**

P-CD

Track
26

B. Listen, fill in the missing letters, and read.

sc



1. ___ oop



2. ___ arf



3. ___ anner

sk



4. ___ is



5. ___ unk



6. ___ ateboard

C. Listen, write, and read.

P-CD
Track
27

1. He is on the _____.

2. The _____ is 15 to 13.

3. The _____ is blue.

4. Here is a _____.



D. Look at the pictures and write the words.

sc



sk



P-CD
Track
28

E. Listen and chant.

A Wet Day

Scott puts on his scarf to go and play.
He looks at the sky, but the sky is gray.
Too wet for his skateboard.
Too wet for his skis.
Scott can't go out and play today.



A. Look, listen, and say.

P-CD

Track

29



1. sleep



2. slide



3. spray



4. spider

B. Listen and fill in the missing letters.

P-CD

Track

30

1. _____ed



2. _____ade



3. _____oon



4. _____eeve





5. _____ug



6. _____acecraft



C. Look and write the words.



D. Listen, write, and read.

P-CD
Track
31

1. It's time to go to _____.

2. I like to play on the _____.

3. I can _____ the fly.

4. The _____ is on a web.



E. Listen and chant.

P-CD
Track
32

Time to Sleep

I play on the **slide**, then go inside
when it's time to go to **sleep**.
There's a **slug** on my **sleeve**
and a **spider** in my **bed**.
I cannot go to **sleep**!



Unit

3

Let's paint!

Look, listen, and talk

Track
23

What do you do in art class?

I draw red cars and blue cars.


I use scissors.
I cut paper.

I use a paintbrush.
I paint pictures.
Let's paint a picture.

I see a purple bird.
What do you see?

I see a fish.
It's red, orange, and yellow.

Track
24




6. scissors




7. a paintbrush



8. paper




9. a pencil



10. a marker



11. a crayon



Talk.

What do you do
in art class?



I draw
I paint



What do you do in art class?
What do you do in art class?
I paint. I paint.
I draw. I draw.
I cut. I cut.
I glue. I glue.

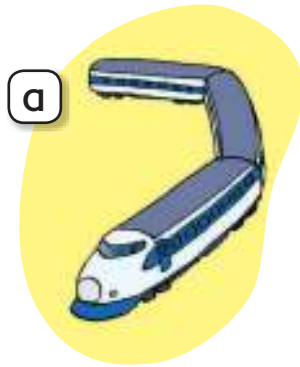
What do you do in art class?
What do you do in art class?
We paint and draw and cut and glue!
We paint and draw and cut and glue!



Listen

A. Listen and choose.

Track 26



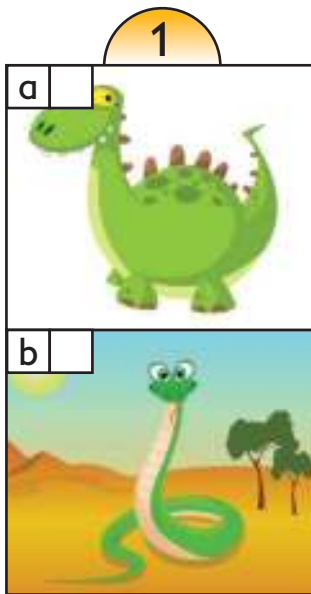


- 1
- 2
- 3
- 4
- 5



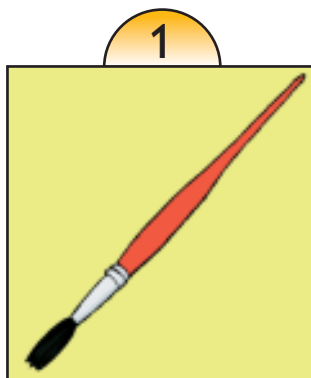
B. Listen and check a or b.

Track 27




C. Listen and say.

Track 28



Practice

A. Look and choose.



a pencil

paper

a crayon

scissors

a paintbrush

a marker

B. Read and say.



I draw pictures. I draw dinosaurs.
I use scissors. I cut paper. I glue paper.
I use a paintbrush. I paint pictures.
I paint cars and trains.
What do you do in art class?

C. Ask and answer.

What do you do
in art class?



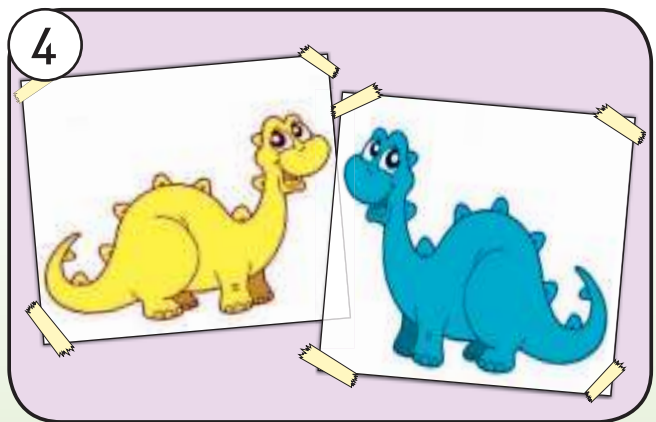



I cut
I use
I glue

Play and learn

What do you see?



I see one car.
It's green.



Unit

3

What do you want to eat?

Look, listen, and talk

Track
29

Hi. What do you want to eat?

I want a pizza and some French fries, please.

What do you want to drink?


I want some water, please.

Do you want some chicken?

No, thanks.

What do you want to drink?

Nothing, thanks.



9. a chocolate bar



10. fish



11. rice



12. noodles



13. French fries



14. a pizza



15. chicken



16. ice cream



Talk.

What do you want to eat?

I want ..., please.

What do you want to drink?

I want ..., please.



Sing

Track
31

What do you want to eat?
I want some French fries, please.

What do you want to eat?
Some French fries and some
noodles, please.

What do you want to eat?
Some French fries, some noodles,
and some fish, please.

What do you want to eat?
Some French fries, some noodles,
some fish, and some carrots, please.

What do you want to eat?
Some French fries, some noodles,
some fish, some carrots, and
a pizza, please.

What do you want to eat?
Some French fries, some noodles,
some fish, some carrots, a pizza,
and some grapes, please.




Listen

A. Listen and choose.

Track 32






- 1
- 2
- 3
- 4
- 5



B. Listen and check a or b.

Track 33



C. Listen and say.

Track 34



Practice

A. Look and choose.



- | | | |
|--|------------------------------------|-----------------------------------|
| <input type="checkbox"/> potatoes | <input type="checkbox"/> ice cream | <input type="checkbox"/> tomatoes |
| <input type="checkbox"/> a chocolate bar | <input type="checkbox"/> fruit | <input type="checkbox"/> noodles |

B. Read and say.



I want some vegetables, please.
 I like potatoes and beans.
 I want some fruit, please.
 I like strawberries.
 Do you like strawberries?
 What do you want to eat?



C. Ask and answer.

Do you want
 a _____?

Do you want
 some _____?



Yes, please.
 I want


No, thanks.
 I want ..., please.

Play and learn

What do you want to eat?
Do you want a pizza?



No, thanks.
I want some vegetables.



sm

sn

A. Look, listen, and say.

P-CD

Track
33



1. **smoke**



2. **small**



3. **sneakers**



4. **snacks**

B. Listen, write, and read.

P-CD

Track
34

1. I can see _____.

2. The baby cat is _____.

3. I put _____ on my feet.

4. I like to eat _____.

C. Listen and fill in the missing letters.

P-CD
Track
35

1. _____ake



2. _____ash



3. _____elly



4. _____ail



5. _____owman



6. _____ile



D. Write the words.

1



2



3



4



E. Listen and chant.

P-CD
Track
36

Snake's Smile

Snake sees Snail and smiles.
Snake eats snails for a snack.
But Snail hides in his small shell
and he isn't coming back!



A. Look, listen, and say.



1. store



2. stop



3. list



4. posters

B. Listen and fill in the missing letters.

1. _____ apler



2. toa _____



3. _____ airs



4. _____ ove



5. fore _____



6. _____ amp



C. Listen, write, and read.


P-CD
Track
39

1. Here is the sports _____.

2. The car has to _____.

3. This is a shopping _____.

4. There are _____ in the library.



D. Look at the pictures and write the words.

st_



_st

E. Listen and chant.

P-CD
Track
40


Stan's Shopping List

Stan has a shopping list.
He's going to the store.
He's buying stamps
and a stapler
and a poster for his door.



A. Look, listen, and say.

P-CD
Track
41



1. swim



2. sweep



3. twins



4. twist

B. Listen and fill in the missing letters.

P-CD
Track
42

1. _____ elve



2. _____ an



3. _____ ing



4. _____ ig




5. _____ eater



6. _____ eezers



C. Look and write the words.



D. Listen, write, and read.

P-CD
Track
43

1. I like to _____ in the sea.
2. He can _____ up the papers.
3. Those sisters are _____.
4. I'll _____ the blanket.



E. Listen and chant.

Track
44 P-CD

Windy Day

Twigs are falling.
Swings are twisting.
Twins are sweeping.
Swans are swimming.
It's very windy today!



scr

str

P-CD

Track

45

A. Look, listen, and say.



1. scrub



2. scrape



3. stretch



4. strong

P-CD

Track

46

B. Listen, write, and read.

1. He can _____ the dirt off.


2. She can _____ the paint off the chair.

3. He can _____ it.

4. This man is very _____.


C. Listen and fill in the missing letters.

1. _____ing 

2. _____ibble 

3. _____ew 

4. _____ipes 

5. _____een 

6. _____eet 

D. Write the words.









E. Listen and chant.

Scrubbing the Street

A **strong** man

A **strong** man **scrapes**

A **strong** man **scrapes** and **scrubs**

A **strong** man **scrapes** and **scrubs** the **street**.



Unit

4

Can you play the piano?

Look, listen, and talk

Track
35

What do you do in music class?

We listen to music and we sing songs.

What do you do in music class?

We play the violin and the piano.

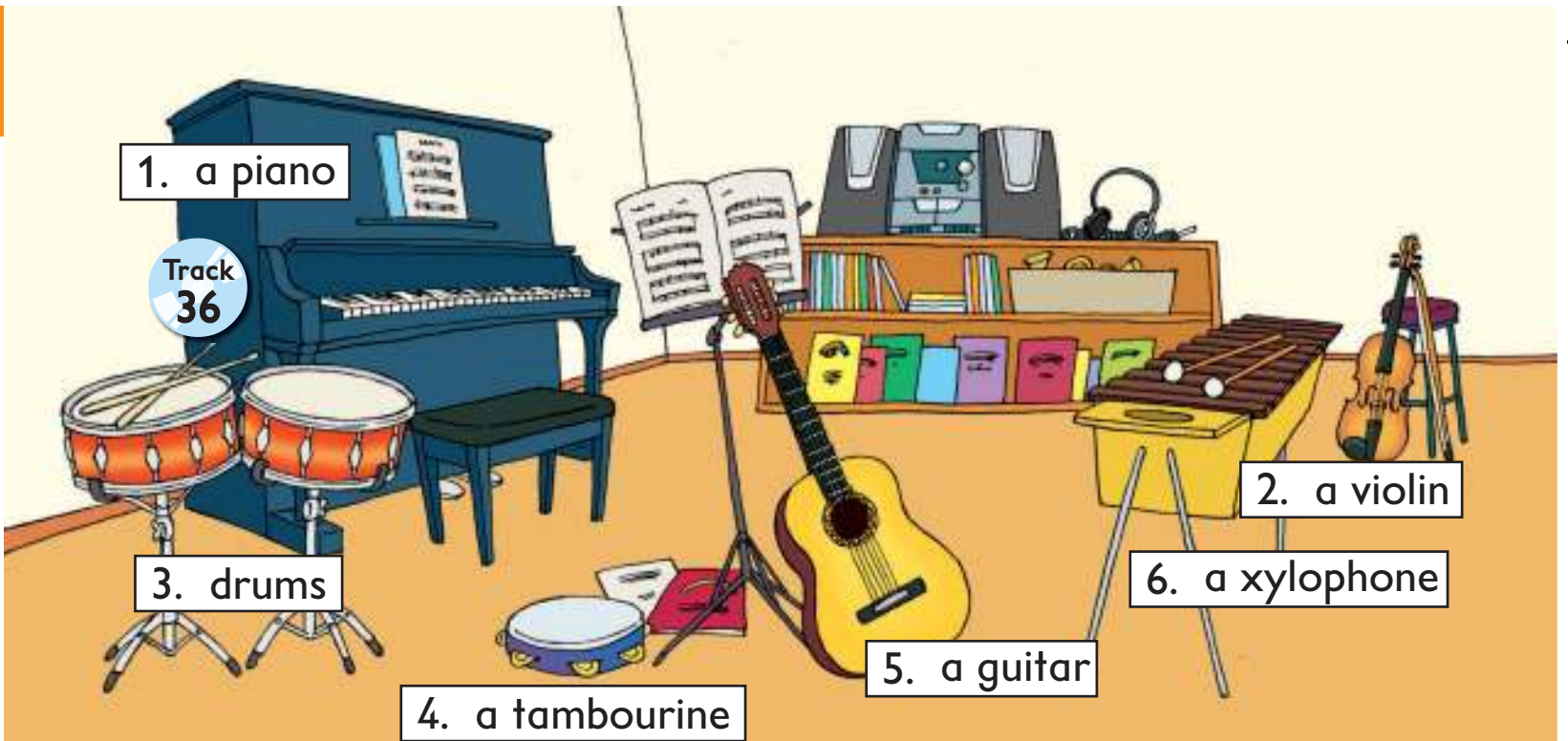
Can you play the piano?

Yes, I can.

No, I can't.

Do you like music?

Yes, I do.



Talk.

Can you play the ____?



Yes, I can.



No, I can't.

Sing

Track
37

What do you do?
What do you do?
What do you do in music class?

We play the guitar.
We play the piano.
We play the tambourine.

We play the drums.
We play the cymbals.
We play the xylophone.

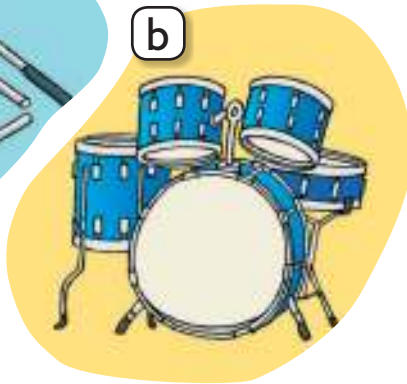
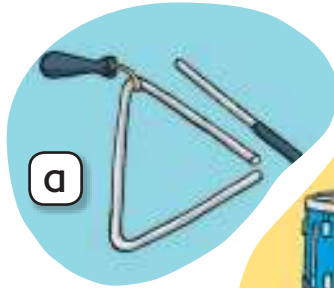
What do you do?
What do you do?
What do you do in music class?



Listen

A. Listen and choose.

Track 38



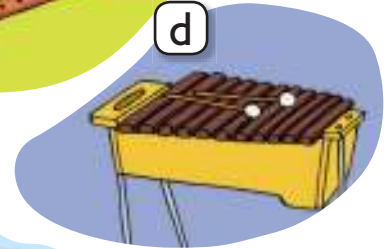
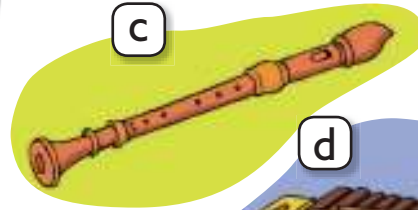
1

2

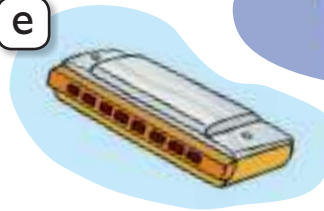
3

4

5







e



B. Listen and check a or b.

Track 39



A. Listen and say.

Track 40



Practice

A. Look and choose.



a violin

a guitar

a hand bell

cymbals

a recorder

a triangle

B. Read and say.



I listen to music and I sing songs.
I play the violin.
Can you play the violin?
What do you do in music class?



C. Ask and answer.

What do you do
in music class?



I play
I listen to ____.



Play and learn

What do you do in music class?



1



2



3



4



5



I sing songs.

6



Review

A. Read and say.





B. Read again and match.





1.	I want some chicken, please.		
2.	Can you play the piano?		
3.	I draw triangles, circles, and squares.		
4.	I want some soda pop, please.		

C. Listen and check a or b. Track
41

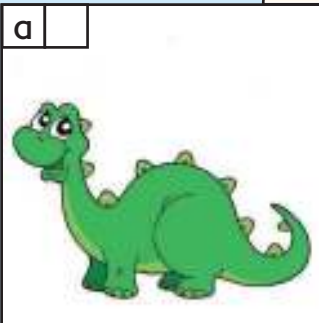
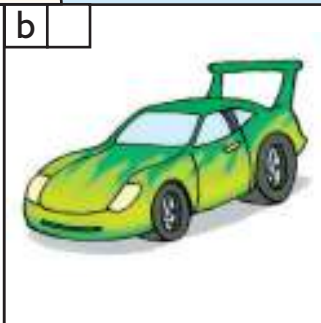
1

a <input type="checkbox"/>	b <input type="checkbox"/>
	

2

a <input type="checkbox"/>	b <input type="checkbox"/>
	

3

a <input type="checkbox"/>	b <input type="checkbox"/>
	



4

a <input type="checkbox"/>	b <input type="checkbox"/>
	

5

a <input type="checkbox"/>	b <input type="checkbox"/>
	

6

a <input type="checkbox"/>	b <input type="checkbox"/>
	




I ... and ... in art class.
 I want ..., please.
 I like strawberries and _____.
 What do you do in music class?
 I play the _____ and ... in music class.

Learn more



A. Listen and say.


Track
42




1. circle




2. rectangle




3. triangle




4. square



5. star



6. diamond




7. heart

B. Listen, read, and say.

Track
43

What shape is it?


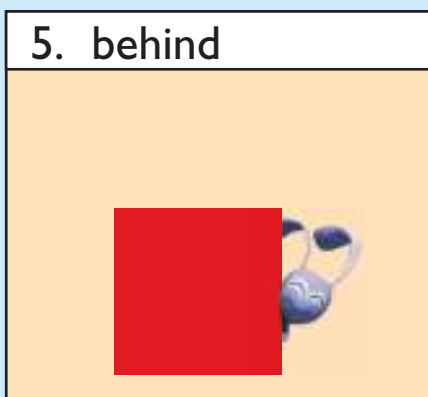

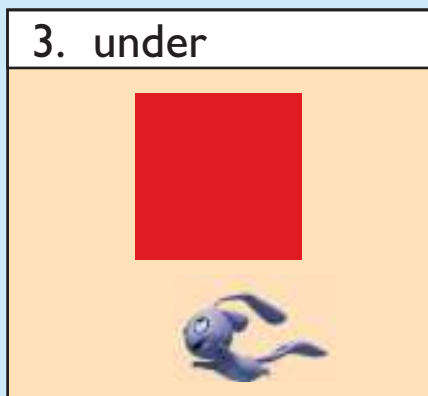

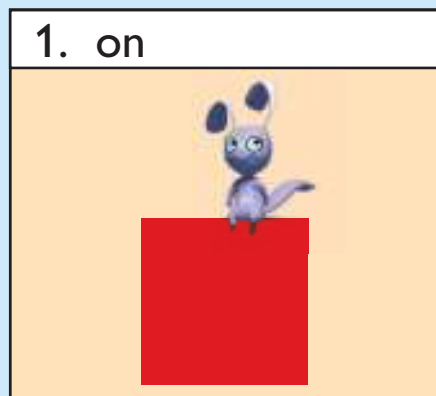


It's a triangle.



C. Listen and say.

Track
44



D. Listen, read, and say.



Track
45

Where is it?

It's in the circle.

Is it in the square?

No, it isn't.
It's in the triangle.



spl spr squ

P-CD

Track

49

A. Look, listen, and say.



1. splash



2. split




3. spray



4. spring



5. squeeze



6. square

B. Listen and fill in the missing letters.

P-CD

Track
50

1. _____int



2. _____id



3. _____ead



4. _____irrel



C. Match and read.

1. spl _____ ay

2. spr _____ eeze

3. squ _____ ash

4. squ _____ it

5. spl _____ ead

6. spr _____ are

D. Listen, write, and read.

P-CD

Track
51

1. They make a _____ in the water.

2. He can _____ the log.

3. I'll _____ the fly.

4. Flowers grow in _____.

5. She'll _____ the orange to make juice.

6. A _____ has four sides.

ct

ft

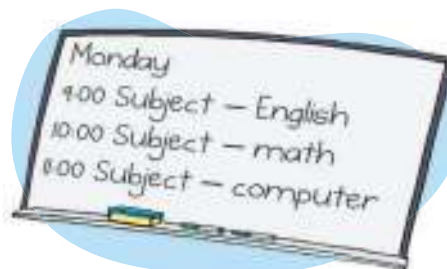
P-CD

Track
52

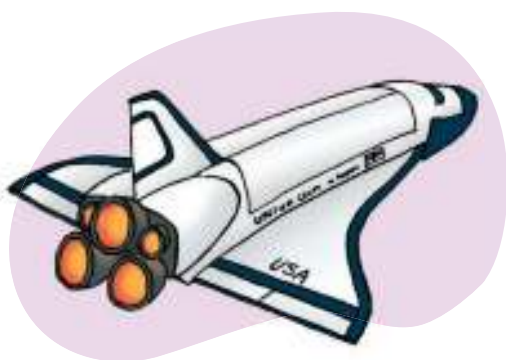
A. Look, listen, and say.



1. project



2. subject



3. spacecraft



4. left

P-CD

Track
53

B. Listen and fill in the missing letters.

1. proje_____

2. spacecra_____

3. le_____

4. inse_____

5. sele_____

6. li_____

7. so_____

8. colle_____

9. inspe_____

C. Listen, write, and read.

1. Here is my school _____.

2. My favorite _____ at school is science.

3. The _____ goes into space.

4. This is _____ and that is right.

D. Write the words.









E. Listen and chant.

School Project

I select

I select and collect

I select and collect and inspect

I select and collect and inspect soft insects

I select and collect and inspect soft insects for my school project.



A. Look, listen, and say.



1. sandcastle



2. pond



3. tent



4. painting

B. Listen and fill in the missing letters.

1. pri_____er



2. prese_____




3. a_____



4. ha_____



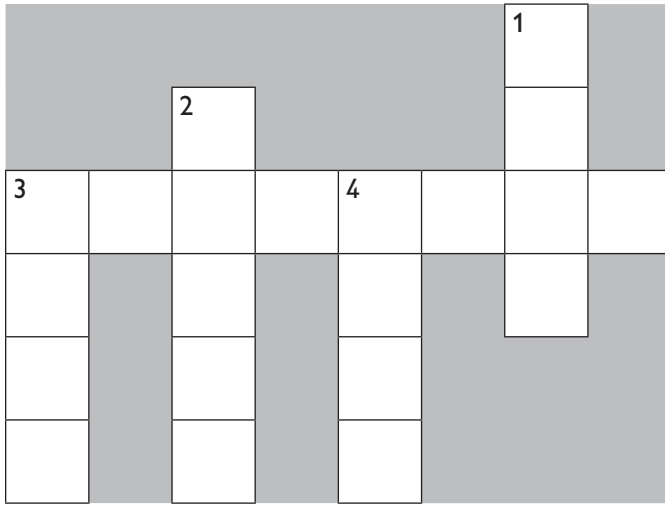
5. wi_____y



6. frie_____s



C. Look and write the words.



D. Listen, write, and read.

P-CD
Track
58

- I'll build a _____.
- The fish are in the _____.
- Here is our _____.
- This is a _____ of birds.



E. Listen and chant.

P-CD
Track
59

My Painting

This is my painting.
There is sand at the pond.
There are ants at the pond.
There are plants at the pond.
There are friends in the pond.



A. Look, listen, and say.



1. tank



2. wink



3. camping



4. lamp

B. Listen, write, and read.

1. The fish are in the _____.

2. The girl can _____.

3. We like to go _____.

4. This is my _____.



C. Listen and fill in the missing letters.


P-CD
Track
62


1. pi_____ 

2. ju_____ 

3. si_____ 


4. shri_____ 

5. stu_____ 

6. sku_____ 

D. Look at the pictures and write the words.

nk



mp

E. Listen and chant.

P-CD
Track
63

Smelly Skunk

When we are **camping**
we see a **skunk**.

The **skunk's** on a **stump**
and he's **smelly!**

So I put him in the **sink**
and he gives me a **wink**.



Unit

5

I like to jump!

Look, listen, and talk

Track
46

What do you like to do in the playground?

I like to play on the jungle gym.

I like to play in the boat.

Do you like to play on the swings?

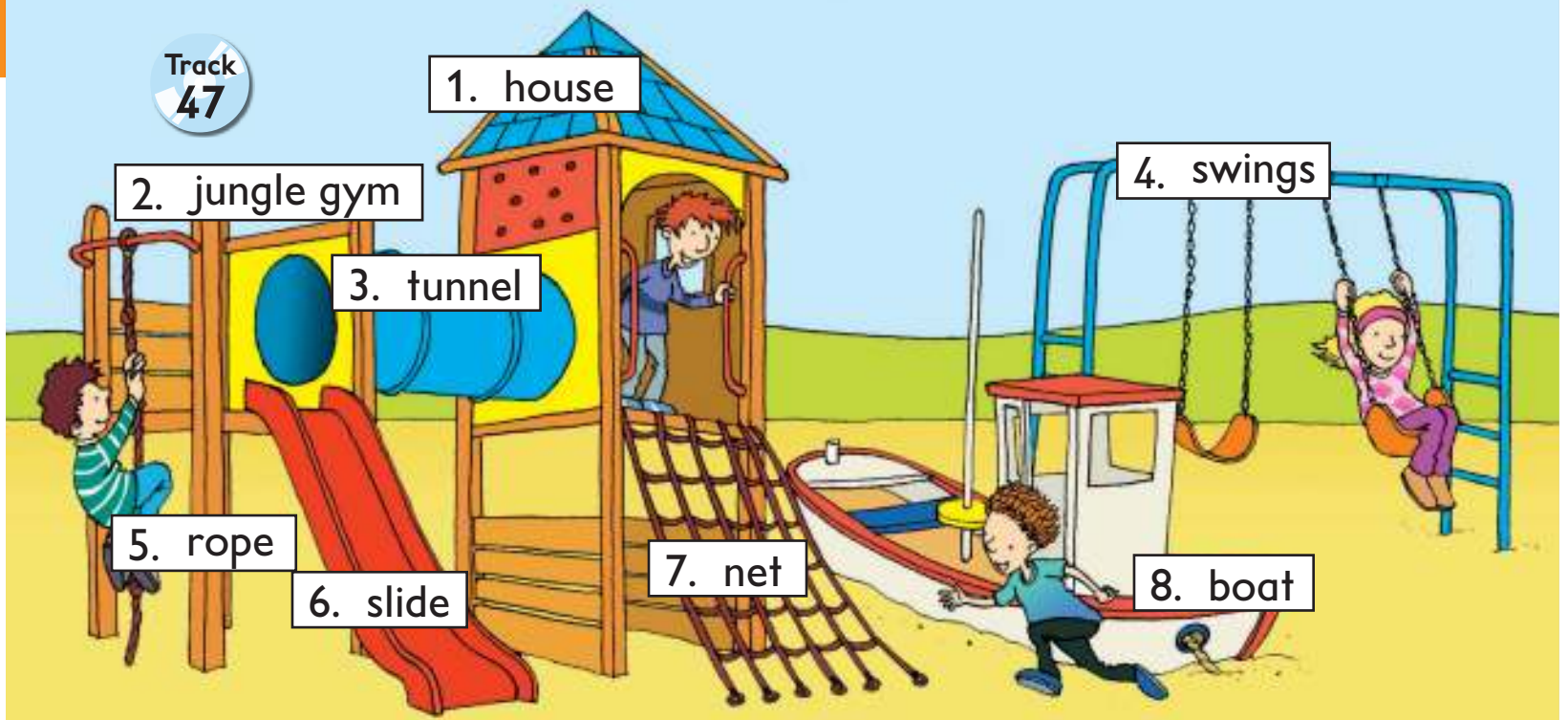
Yes, I do.
I like to play on the swings.

No, I don't.

I like to run!

I like to jump!

I like to run and jump!



Talk.

Do you like to ...?

Yes, I do.
I like to

No, I don't.
I like to

Sing

Track
48

What do you like to do?
What do you like to do?
What do you like to do in the playground?



I like to play. I like to play.
I like to play on the swings.

I like to play. I like to play.
I like to play in the boat.

I like to play. I like to play.
I like to play on the jungle gym.

I like to play. I like to play.
I like to play in the playground.



Listen

A. Listen and choose.

Track 49

a



1

2

3

4

5

c



d



e



b



B. Listen and check a or b.

Track 50

1



2



3



4




C. Listen and say.

Track 51

1



2



3



Practice

A. Look and choose.



rope

house

slide

tunnel

net

swings

B. Read and say.



I like to play on the slide.

I like to climb the net.

I like to play on the jungle gym.

I like to play in the boat.

I like to run and jump.

What do you like to do in the playground?

C. Ask and answer.

What do you like to do in the playground?



I like to



Play and learn

What do you like to do in the playground?



I like to play in the house.



Unit

5

I hurt my nose.

Look, listen, and talk

Track
52



Track
53



Talk.

What's wrong?



I hurt my ____.

What's wrong? What's wrong?
I hurt my nose and I hurt my toes.
This is my nose and these are my toes.
I hurt my nose and my toes.

What's wrong? What's wrong?
I hurt my face and I hurt my fingers.
This is my face and these are my fingers.
I hurt my face and my fingers.



Listen

A. Listen and choose.

Track 55



1

2

3




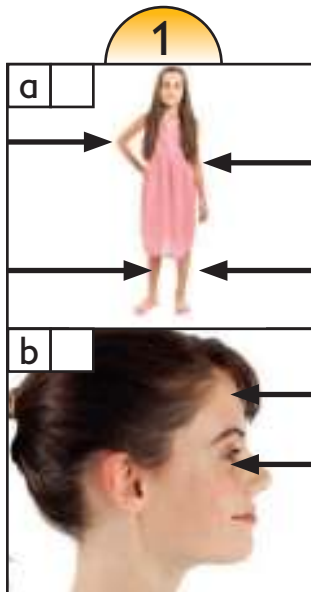
4

5



B. Listen and check a or b.

Track 56




C. Listen and say.

Track 57



Practice

A. Look and choose.



body

ear

eye

arm

leg

fingers

B. Read and say.



This is my body. This is my face.
 This is my nose and this is my mouth.
 These are my eyes and these are my ears.
 These are my arms and these are my legs.
 This is my hand and this is my foot.

C. Ask and answer.

What's wrong?



I hurt my ____
 and I cut my ____.

Play and learn

I hurt my nose.



I cut my toes.



ang ing ong ung

P-CD

Track 64

A. Look, listen, and say.



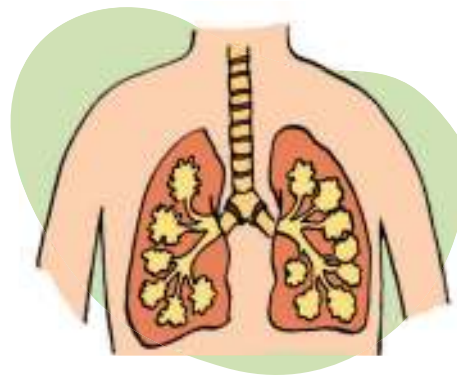
1. hanger



2. king



3. strong



4. lungs

P-CD

Track 65

B. Listen and fill in the missing letters.

1. h _ _ _ er

2. r _ _ _ _

3. s _ _ _ _

4. str _ _ _ _

5. b _ _ _ _

6. th _ _ _ _

7. yo _ _ _ _

8. s _ _ _ _

9. r _ _ _ _

C. Listen, write, and read.

P-CD

Track
66

1. I'll put my coat on a _____.

2. The _____ has a ring on his finger.

3. This man is very _____.

4. We all have two _____.



D. Look at the pictures and write the words.

ang



ong

ing



ung

E. Listen and chant.

P-CD

Track
67

Singing Songs

The **king** likes to **sing**.

He has **strong** **lungs**.

He **sings** **long** **songs**

and **bangs** on his drums.



P-CD

Track

68

A. Look, listen, and say.



1. cold



2. myself



3. milk



4. elm



5. help



6. melt

P-CD

Track

69

B. Listen and fill in the missing letters.

1. fie _____



2. wo _____



3. e _____



4. fi _____



5. ke _____



6. be _____



C. Write the words.







D. Listen, write, and read.



1. The weather is _____ today.

2. I like to draw pictures of _____.

3. I'll have _____, please.

4. This is an _____ tree.

5. He'll _____ the old man.

6. The sun can _____ a snowman.



E. Listen and chant.

P-CD



Cold Milk

I can

I can help

I can help myself

I can help myself to a glass

I can help myself to a glass of cold milk.



A. Look, listen, and say.

P-CD

Track

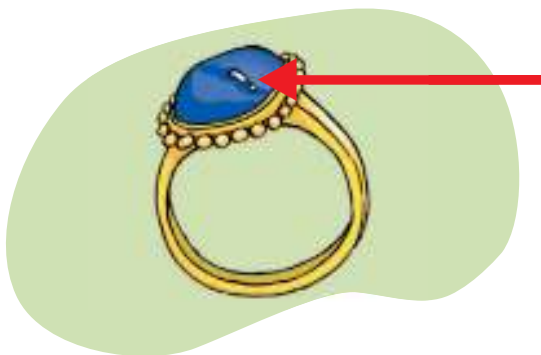
72



1. puzzle



2. eagle



3. jewel



4. kennel

B. Listen, write, and read.

P-CD

Track

73

1. Here is my favorite _____.

2. This bird is an _____.

3. There's a blue _____ in the ring.

4. The dog's in the _____.

C. Listen and fill in the missing letters.

P-CD

Track
74

1. app_____ e



2. cam_____ l



3. beet_____ e



4. bubb_____ es




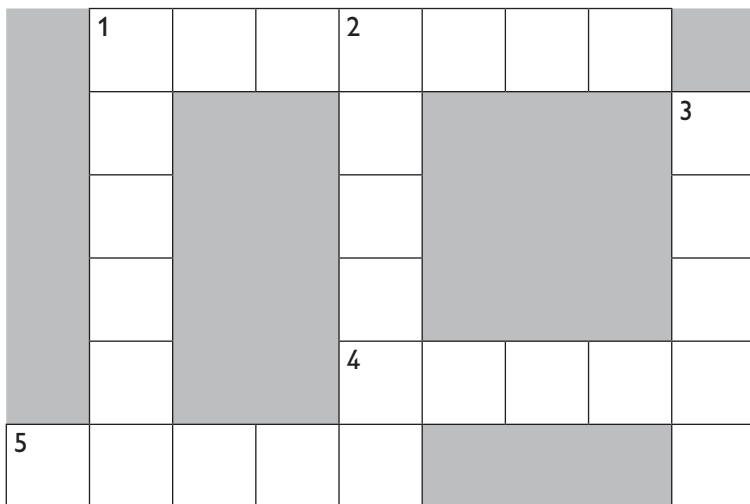
5. tunn_____ l



6. barr_____ l



D. Look and write the words.



E. Listen and chant.

P-CD

Track
75

I Like

I like to eat apples
and I like to do puzzles.
I like to look at beetles
and I like to blow bubbles.
I like to stand on barrels
and I like to sit in tunnels.



Let's clean up!

Look, listen, and talk

Track
58

Let's clean up.
Put away your pens,
your rulers, and your
notebooks, please.



Clean off your desks, please.

Wipe off the whiteboard, please.



Okay.



English book
computer
il case
music book

Turn off the computers
and the fans, please.

Stack up your chairs, please.



Yes, Mrs. Brown.

Track
59

1. a light

2. a whiteboard

3. English books

4. computer books

5. math books

6. music books

7. a notebook

8. a chair

9. a desk

10. a computer



11. a pen



12. a fan




13. a pencil case



14. a ruler



15. an eraser



Talk.



Clean off your ____, please.
Stack up your ____, please.
Wipe off the ____, please.

Sing

Track
60

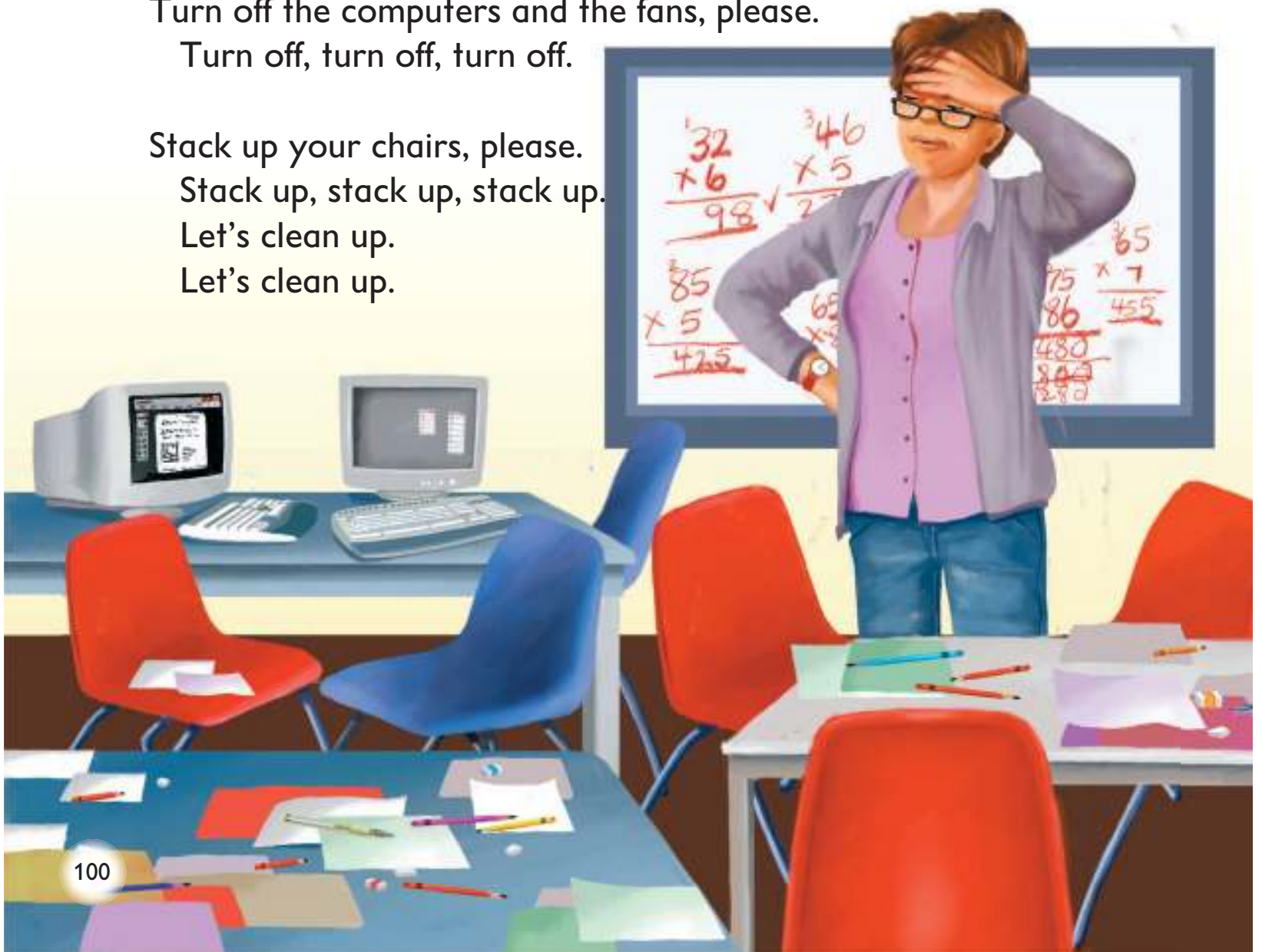
Let's clean up. Let's clean up.
Put away your pencils and your erasers, please.
Put away, put away, put away.

Clean off your desks, please.
Clean off, clean off, clean off.

Wipe off the whiteboard, please.
Wipe off, wipe off, wipe off.

Turn off the computers and the fans, please.
Turn off, turn off, turn off.

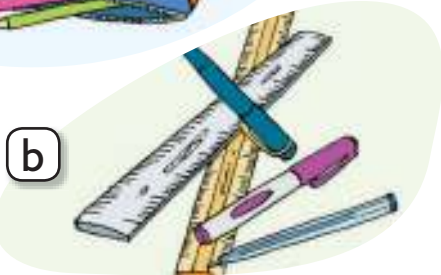
Stack up your chairs, please.
Stack up, stack up, stack up.
Let's clean up.
Let's clean up.





Listen

A. Listen and choose.

Track 61







- 1
- 2
- 3
- 4
- 5



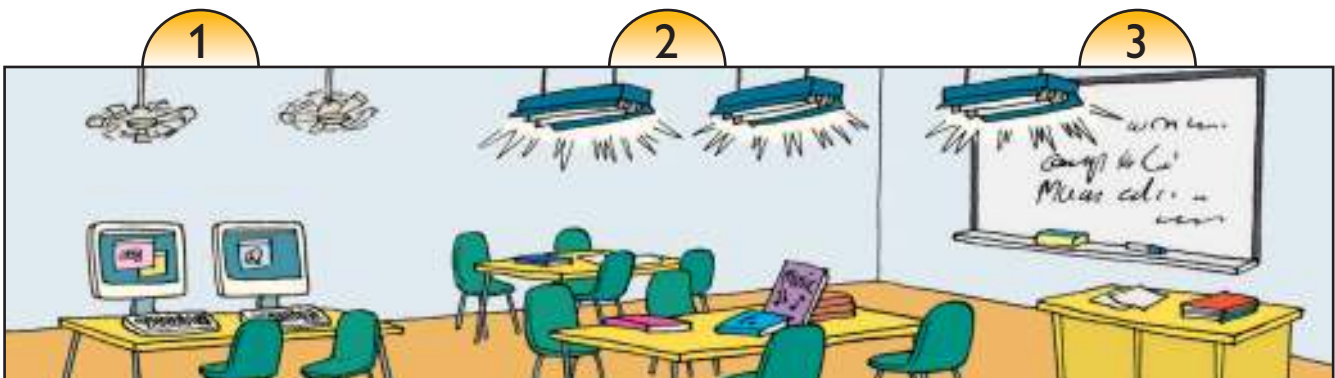
B. Listen and check a or b.

Track 62



C. Listen and say.

Track 63



Practice

A. Look and choose.



turn off

put away

clean off

wipe off

stack up

clean up

B. Read and say.



Let's clean up the classroom.
Put away your English books
and your notebooks, please.
Clean off your desks, please.
Wipe off the whiteboard, please.



C. Say and answer.

Put away your _____,
please.

Turn off the _____,
please.

Thank you.



Yes, Mrs. Brown.

Yes, Mrs. Brown.

Play and learn

Clean up the classroom, please.



1. clean off



2. wipe off



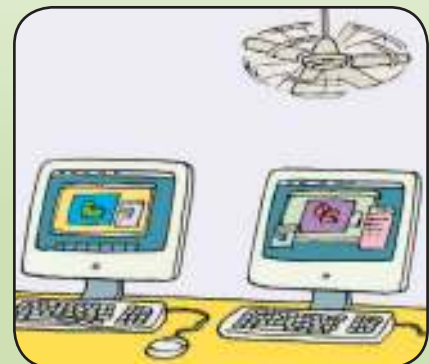
3. turn off



4. put away



5. stack up




6. clean up

Review

A. Read and say.



B. Read again and match.



- | | |
|----|------------------------------|
| 1. | Turn off the lights, please. |
| 2. | I like to run and jump. |
| 3. | What's wrong? |

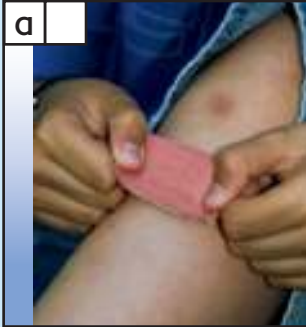
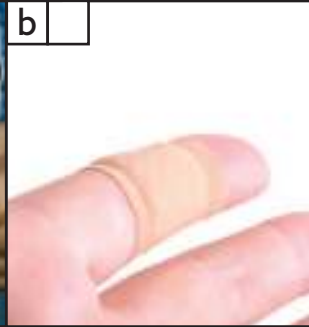
C. Listen and check a or b

Track 64



1

a <input type="checkbox"/>	b <input type="checkbox"/>
	



2

a <input type="checkbox"/>	b <input type="checkbox"/>
	

3

a <input type="checkbox"/>	b <input type="checkbox"/>
	

4

a <input type="checkbox"/>	b <input type="checkbox"/>
	

5

a <input type="checkbox"/>	b <input type="checkbox"/>
	

6

a <input type="checkbox"/>	b <input type="checkbox"/>
	



I like to ... in the playground.

This is my _____ and these are my _____.

I cut my _____ and I hurt my _____.

Let's clean up. Put away

Turn off the _____ and the _____.

About me



Read and write.

Family name:

First name:

Address:

Phone number:

School:

Teacher:

Notes

Write notes here.

ll rr tt

P-CD

Track

76

A. Look, listen, and say.




1. shells



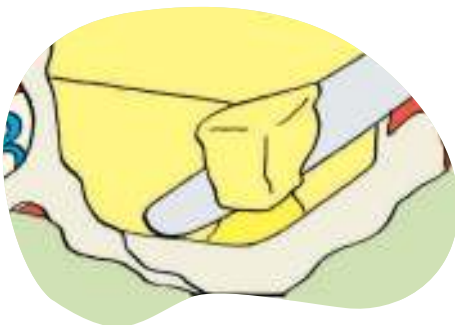
2. doll



3. strawberries



4. ferry



5. butter



6. mittens

B. Listen and fill in the missing letters.

P-CD

Track
77

1. ca_____ot




2. bu_____on



3. ba_____oon



4. le_____er



C. Listen, write, and read.

P-CD

Track
78

1. I see _____ on the sand.

2. This is my _____.

3. I'll eat the _____.

4. I go by _____.

5. I put _____ on my bread.

6. My _____ are yellow.



D. Listen and chant.

P-CD

Track
79

Going to Grandma's

There are buttons on my coat.



There are mittens on my hands.

There's a doll in my bag and

I'm going to my grandma's by ferry.



A. Look, listen, and say.

1. **knee**2. **knit**3. **write**4. **wrong**5. **lamb**6. **climb**

B. Listen and fill in the missing letters.

P-CD
Track
81

1. co_____



2. _____ist



3. _____ife



4. thu_____



C. Match and read.

1. wr

ee

4. kn

mb

2. cli

ite

5. thu

ist

3. kn

mb

6. wr

ife

D. Listen, write, and read.

P-CD
Track
82

1. This is my _____.

2. I can _____ a scarf.

3. He can _____ a letter.

4. This one is _____.

5. The _____ is cute.

6. He likes to _____ the net.



A. Look, listen, and say.

P-CD

Track

83



1. soccer



2. raccoon



3. pocket



4. ticket

B. Listen and fill in the missing letters.

P-CD

Track

84

1. bu____ket



2. a____cordion



3. bro____coli



4. clo____k




5. ja____ket



6. zu____chini



C. Look and write the words.



D. Listen, write, and read.

P-CD
Track
85

- I like to play _____.
- I see a _____ in the field.
- My shirt has a big _____.
- This is my _____ for the soccer game.



E. Listen and chant.

P-CD
Track
86

Let's Go


I put on my jacket.
Where's my ticket?
It's in my pocket.
I look at the clock.
Off to the soccer!




A. Look, listen, and say.




1. dance



4. orange



2. ice



5. gym



3. city



6. giant

B. Listen and fill in the missing letters.

P-CD

Track
88

1. pen_____il



2. pa_____es



3. _____iraffe



4. ri_____e



C. Listen, write, and read.

P-CD

Track
89

1. I like to _____.

2. This is an _____ cube.

3. We live in the _____.

4. I'll eat the _____.

5. On Saturday, I go to the _____.

6. The _____ is very big.



D. Listen and chant.

P-CD

Track
90

Ice is Nice

It's time for lunch.
I'll eat some rice.
I'll eat an orange.
I'll eat this ice.
It's cold – it's nice.



Phonics Review

A. Listen and write the number.

P-CD
Track
91

puzzle

king

belt

elk

hanger

wolf

elm

lungs

tunnel

help

field

strong

B. Write el, le, lt, lp, ld, lf, lk, or lm and read the words.

1. mi_____

2. fi_____

3. myse_____

4. me_____

5. jew_____

6. eag_____

7. ke_____

8. co_____

9. kenn_____

C. Listen and write the words.

P-CD
Track
92

1.

2.

3.

4.

5.



D. Read the story.

A Jewel for the King

A young man sees a jewel in a field.
 He uses it to make a ring for the king.
 He goes a long way to give it to the king.
 He rides a camel on Sunday.
 He rides a wolf on Monday.
 Then he rides an eagle on Tuesday.
 At last, he gives the ring to the king
 on Wednesday. The king is happy
 and he sings a song.



E. Read again and write the missing words.

1. A young man sees a jewel in a _____.
2. He makes a ring for the _____.
3. He rides a _____ on Sunday.
4. He rides an _____ on Tuesday.
5. The king sings a _____.

Phonics Review

P-CD

Track
94

A. Listen and write the number.

letter

pencil

ferry

pocket

giraffe

knee

doll

button

raccoon

wrong

city

climb

B. Write ll, rr, tt, kn, wr, mb, cc, or ck and read the words.

1. mi_____ens 2. bu_____et 3. _____ist

4. ba_____oon 5. ca_____ot 6. _____ife

7. a_____ordion 8. so_____er 9. thu_____

C. Look and match.

a



c



e



1. rice

2. broccoli

3. orange

4. butter

5. strawberries

6. zucchini

b



d



f



D. Read the story.**Going to the City**

On Saturdays, I go to the park in the city with my mom. We go by ferry. Mom knits on the ferry. We like to watch soccer games at the park and we like to eat lunch there too. I have sandwiches in my bag. Mom has oranges and a knife. It's cold today so I pull my mittens out of my pocket. I push in my thumbs and pull the mittens up to my wrists. Now I'm warm!

**E. Read again and write the missing words.**

1. We go to the park in the _____.
2. Mom _____ on the ferry.
3. We like to watch _____ games.
4. I pull my _____ out of my _____.
5. I push in my _____.

Notes

Write notes here.

Word list

A

above
address
arm(s)
art
art room
atlases

B

back
beans
behind
boat
body
books

C

carrots
can
can't
ceiling
chairs
chest
chicken
chocolate bar
circle
class
classroom
clean off
clean up
climb
comic books
computer room
computer(s)
crayon
cut
cymbals

D

desks
diamond
dictionaries
don't
don't know
door
draw
drink
drums

E

ear(s)
eat
English
eraser
eye(s)

F

face
family name
fans
feet
finger(s)
first floor
first name
fish
flag
flagpole
floor
foot
French fries
fruit

G

glue
grapes
guitar
gym

H

hand bell
hand(s)
harmonica
head
heart
house
hurt

I

ice cream
in
in front of
inside

J

janitor
janitor's room
jump
jungle gym

K

kazoo
know

L

least favorite
leg(s)
let's clean up
librarian
library
light
listen to stories
look at posters
lunchroom

M

magazines
marker
math
Miss
mouth
Mr.
Mrs.
music
music room

N

neck
net
noodles
nose
notebooks
nothing
nurse
nurse's room

O

office
okay
on
outside

P

P.E.
paint
paintbrush
paper
pencil
pencil case

pens
phone number
piano
picture(s)
pizza
play
play (musical instrument)
playground
posters
potatoes
principal
put away
puzzle books

R

read
recorder
rectangle
rice
rope
rulers
run

S

science
science books
science room
scissors
second floor
see
shape
sing
slide
some
songs
square
stack up
star
stories
storybooks
strawberries
swings

T

tambourine
teach
teacher
teaches
these

third floor
thumb
toe(s)
tomatoes
triangle (musical instrument)
triangle (shape)
tunnel
turn off

U

under
use

V

vegetables
violin

W

wall
washroom
whiteboard
window
wipe off
wrong

X

xylophone

Scope and Sequence

Unit 1

Theme	Functions	Structure	Language Items	Vocabulary
What's your favorite class?				
Introductions Names Favorite classes	Greetings <ul style="list-style-type: none"> Introducing oneself and others with first and/or family names Talking about favorite classes 	<ul style="list-style-type: none"> Wh- questions with BE (<i>What's</i>) Review <ul style="list-style-type: none"> Contracted forms of BE, present tense, statements and questions Possessive adjectives: <i>my, your, his, her</i> 	My name's Mrs. Brown. I'm your English teacher. I'm a student. What's your favorite class? It's English. What's your least favorite class? Math. He's our librarian. She's our nurse. Review What's your/his/her name? My/His/Her name's _____.	Words English class, math, art, music, science, computer(s), P.E., teacher, principal, librarian, nurse, janitor, least favorite Titles Mr., Mrs., Miss Review favorite
Where's the gym?				
Places at school	<ul style="list-style-type: none"> Identifying different places at school Identifying teachers of different subjects 	<ul style="list-style-type: none"> Wh- questions (<i>Where's</i>) with BE (<i>What</i>) 	What does she teach? She teaches art. Where's the art room? It's on the third floor. I'm sorry. I don't know. I know.	Words office, nurse's room, gym, library, lunch room, art room, music room, computer room, washroom, science room, janitor's room, classroom, floor, teach
Phonics				
bl, br; cl, cr; fl, fr; dr, tr				

Unit 2

Theme	Functions	Structure	Language Items	Vocabulary
What do you do in the library?				
The library	<ul style="list-style-type: none"> Asking about and explaining preferences Asking about what you do in a place 	<ul style="list-style-type: none"> Wh- questions with <i>do</i> and <i>like</i> Statements with subject, verb, object 	What do you do in the library? I read books. What books do you like? I like storybooks and comic books. Do you like comic books? No, I don't. I don't like comic books. I use dictionaries and atlases. I listen to stories. Do you listen to stories? Yes, I do. I look at posters too.	Words read books, use atlases, look at posters, listen to stories, dictionaries, storybooks, comic books, puzzle books, science books, magazines Review like, too
Phonics				
gl, gr; pl, pr; sc, sk; sl, sp				

Unit 3

TO OUR STUDENTS

Theme	Functions	Structure	Language Items	Vocabulary
Let's paint!				
Art class	<ul style="list-style-type: none"> Talking about colors, shapes and patterns Describing what you see Asking what is done/telling what one does 	<ul style="list-style-type: none"> Wh- questions with <i>do</i> Review <ul style="list-style-type: none"> Statements with subject, verb, object Colors as adjectives Making suggestions using <i>let's</i> 	What do you do in art class? I draw red cars and blue cars. I use scissors. I cut paper. I paint pictures. Let's paint a picture. I see a green bird. What do you see? I see a fish. It's red, orange, and yellow.	Words draw, paint, glue, cut, paper, picture, paintbrush, scissors, crayon, marker, pencil Review colors
What do you want to eat?				
Eating at the cafeteria	<ul style="list-style-type: none"> Talking about lunch preferences Ordering food and drink 	<ul style="list-style-type: none"> Wh- questions with <i>do</i> Uncountable nouns with <i>some</i> 	Hi. What do you want to eat? I want a pizza and some French fries, please. What do you want to drink? I want some water, please. Do you want some chicken? Nothing, thanks. Review No, thanks.	Words some French fries, pizza, ice cream, fish, chicken, chocolate bar, grapes, rice, strawberries, vegetables, noodles, beans, fruit, potatoes, carrots, tomatoes Review hi, water
Phonics				
sm, sn; st; sw, tw; scr, str				

Unit 4 Ministry of Education 2017

Theme	Functions	Structure	Language Items	Vocabulary
Can you play the piano?				
Music class	<ul style="list-style-type: none"> Identifying musical instruments Asking about and expressing ability Asking about preferences Asking about what is done/saying what one does 	<ul style="list-style-type: none"> Ability questions with <i>can</i> 	What do you do in music class? We listen to music and we sing songs. We play the violin and the piano. Can you play the piano? Yes, I can. No, I can't. Do you like music? Review Yes, I do.	Words piano, violin, guitar, drums, recorder, triangle, hand bell, kazoo, tambourine, cymbals, xylophone, harmonica, listen to, sing songs, music, play (an instrument), can, can't,
Phonics				
spl, spr, squ; ct, ft; nd, nt; nk, mp				

Unit 5

Theme	Functions	Structure	Language Items	Vocabulary
I like to jump!				
In the playground	<ul style="list-style-type: none"> Talking about what people like to do in a playground 	<ul style="list-style-type: none"> Wh- questions with <i>like to do</i> Answers with <i>like</i> and infinitive Intransitive verbs <p>Review</p> <ul style="list-style-type: none"> Preferences Prepositions 	What do you like to do in the playground? I like to play on the jungle gym. I like to play in the boat. Do you like to play on the swings? I like to play on the swings. No, I don't. I like to run. I like to run and jump.	<p>Words</p> slide, swings, jungle gym, net, rope, climb, run, jump, boat, playground, tunnel, house, play
I hurt my nose.				
Body parts Simple health problems	<ul style="list-style-type: none"> Identifying parts of the body Asking about and stating simple health problems 	<ul style="list-style-type: none"> Wh- questions with <i>wrong</i> Formulaic simple past tense with <i>hurt</i> and <i>cut</i> 	What's this? This is my head. What are these? These are my arms. What's wrong? I hurt my nose. I hurt my hand and I cut my finger.	<p>Words</p> body, face, nose, head, eye/eyes, ear/ears, mouth, neck, chest, back, arm/arms, leg/legs, thumb, hand/hands, foot/feet, toe/toes, finger/fingers, hurt, cut, these
Phonics				
ang, ing, ong, ung; ld, lf, lk, lm, lp, lt; le, el				

Unit 6

Theme	Functions	Structure	Language Items	Vocabulary
Let's clean up!				
Classroom items and processes	<ul style="list-style-type: none"> Talking about things in the classroom and what you do with them 	<ul style="list-style-type: none"> Simple phrasal verbs 	Let's clean up. Put away your pencils, your erasers, and your rulers, please. Clean off your desks, please. Okay. Wipe off the whiteboard, please. Turn off the computers and the fans, please. Stack up your chairs, please. Yes, Mrs. Brown.	<p>Words</p> whiteboard, desks, chair, English books, math books, music books, computer books, light, eraser, fan, pens, pencil case, ruler, notebooks, computers
Phonics				
ll, rr, tt; kn, wr, mb; cc, ck, soft c, soft g				

Starship English

Activity Book

A1.1



ECUADOR EDITION



Dr. Ken Beatty



What's your favorite class?

Read and write

A. Read and match.



1 English

2 math

3 music

4 science

5 art

6 P. E.



B. Unscramble the sentences.



1. librarian. your I'm

I'm your librarian.

2. favorite What's class? your

3. principal. our She's

C. Number the sentences.



	Math.
--	-------

	What's your least favorite class?
--	-----------------------------------

	Art.
--	------

1	What's your favorite class?
---	-----------------------------

D. Write about you.

1. What's your favorite class?

2. What's your least favorite class?



Read and write again

A. Write the missing words. Read the chant.



She's our ① librarian

He's our ②


She's our ③



He's our ④

She's our ⑤

He's our ⑥



B. Write and read.

What's your favorite class?

My favorite class is math.

What's your least favorite class?

My least favorite class is science.

Listen

A. Listen and choose.

Track 65

a) b) $2+4+6=12$ c) d) e)

1
2
3
4
5

B. Listen and check .

Track 66

1 2 3 1 2 3

C. Listen and number.

Track 67

a b c d e 1 f

Practice

A. Write the missing letters.

1	He's o <u>u</u> r jan_____.
2	H__'s ___r mu___c teac_____.
3	She's ___r En_____ t_____r.
4	S___'s our pr_____.

B. Look and color.

1. Color the librarian green, blue, and yellow.
2. Color the janitor red, orange, and blue.
3. Color the nurse pink, white, and yellow.
4. Color the principal white, green, and brown.



librarian



5. Write the words.

nurse

librarian


principal

janitor

Play and learn

A. Look at the pictures.

1. Circle the differences.

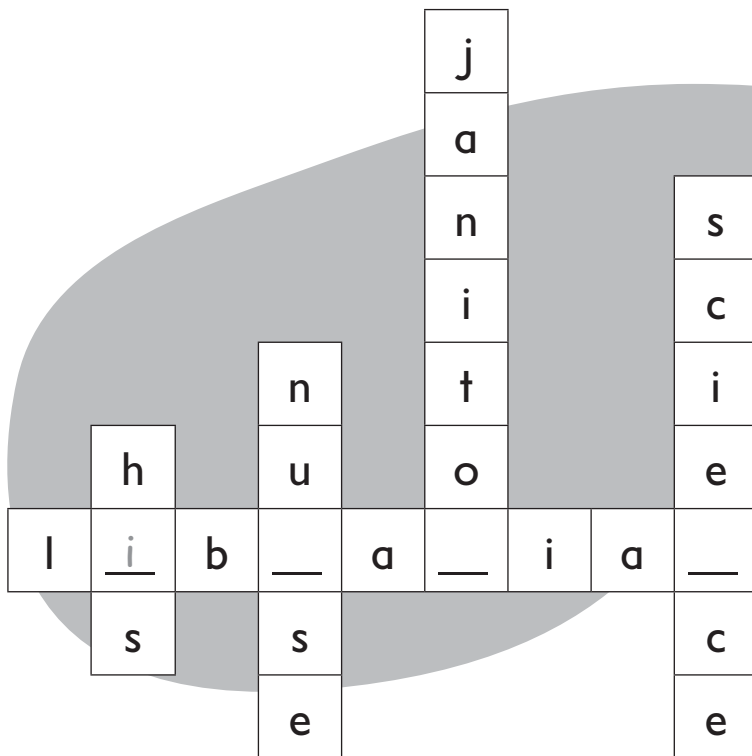


2. Write the differences.

science

English


B. Write the letters. Read the word.



Where's the gym?

Read and write

A. Read and match.



1	art room
---	----------



2	computer room
---	---------------

3	gym
---	-----

4	library
---	---------

5	lunchroom
---	-----------

6	office
---	--------



B. Write the missing letters.

1	nur__e'__ r__ __m
---	-------------------

2	wa__h__o__m
---	-------------

3	sci__n__e __oo__
---	------------------

4	c__a__sr__o__
---	---------------



5	o__f__c__
---	-----------

6	g__m
---	------

7	a__t r__ __m
---	--------------

8	l__br__r__
---	------------

C. Number the sentences.



	She teaches art.
--	------------------

	It's on the third floor.
--	--------------------------

1	What does she teach?
---	----------------------

	Where's the art room?
--	-----------------------

D. Unscramble the sentences.

1. don't know. I


2. art Where's room? the

3. computers. teaches He

4. classroom? the Where's

Read and write again

A. Write the missing words. Read the chant.



She teaches ① English

He teaches ②


She teaches ③



He teaches ④

She teaches ⑤

He teaches ⑥



B. Write and read.

Where's the gym?

It's on the first floor.

Where's the library?

It's on the second floor.



Listen

A. Listen and choose.

Track 68



- 1
- 2
- 3
- 4
- 5




B. Listen and check .

Track 69



C. Listen and number.

Track 70



Practice

A. Read and write.

What does she _____?


She teaches _____.

does
science
teach

B. Look and color.

1. Color the library purple and yellow.
2. Color the science room green and blue.
3. Color the music room black and red.







4. Write the name on each room.

music room science room library

Play and learn



A. Look and circle the words.

l	u	n	c	h	r	o	o	m	z
x	w	a	d	f	z	a	e	w	w
q	c	l	a	s	s	r	o	o	m
a	x	r	s	t	g	y	m	r	a
d	o	f	f	i	c	e	a	g	h
f	s	f	l	i	b	r	a	r	y
w	a	s	h	r	o	o	m	x	b
b	h	f	d	r	g	j	i	w	n
a	m	a	r	t		r	o	o	m

classroom
art room
gym
library
lunchroom
office
washroom

B. Write the sentences with i, e, o, and u.

1	Wh <u>e</u> r__'s the l__nchr__m?
2	I'm s__rry. I d__n't kn__w.
3	I kn__w. It's __n th__ th__rd fl__r.
4	Wh__r__'s t__e gym?

What do you do in the library?

Read and write

A. Read and match.



1 storybooks

2 comic books

3 puzzle books

4 science books

5 dictionaries

6 atlases



B. Write the missing letters.

1 storyb__ks

2 co__ic b__o__s

3 pu__zle __ook__

4 di__tio__a__ies

5 li__ra__y

6 at__ase__

7 __oste__s

8 s__ori__s

C. Number the sentences.



	I like puzzle books and comic books.
1	Hello. What books do you like?
	No, I don't. I don't like science books.
	Do you like science books?

D. Unscramble the sentences.

1. do books What like? you

2. books. I science like

3. you Do like books? comic

Read and write again

A. Write the missing words. Read the chant.



What do you do in the library?

I read ① .

I read ② .



I look at ③ .

I use ④ .

I read ⑤ .

I ⑥ to stories.



B. Write and read. Circle the books.

The library is opposite the classroom.

I like storybooks and science books.

I use atlases and dictionaries.

Listen

A. Listen and choose.

Track 71



- 1
- 2
- 3
- 4
- 5



B. Listen and check .

Track 72

1	2	3

C. Listen and number.

Track 73

<p>a <input type="text"/></p>	<p>b <input type="text"/></p>	<p>c <input type="text"/></p>
<p>d <input type="text"/></p>	<p>e <input type="text"/></p>	<p>f <input type="text"/></p>

Practice


A. Read and write.

I _____ comic books.
I don't like _____ books.
I _____ to stories.

like
science
listen

B. Look and color.

1. Color the posters red, yellow, and orange.
2. Color the atlases green, yellow, and blue.
3. Color the puzzle books white, purple, and pink.



4. Write the words.

posters atlases puzzle books

Play and learn


A. Look at the pictures.

Circle four differences.



B. Write the missing letters. Read the word.

	l						p
	i		r				o
	s		e				s
a	__	l	__	s	__	s	
	e		d				r
	n						



Review

A. Unscramble the sentences.

1. teach? does What she

2. our She's teacher. English

B. Write the missing letters.

1 Wh__ t b__ __ ks d__ yo__ lik__ ?

2 I l__ ke co__ ic bo__ ks.

3 M__ fav__ rit__ cl__ ss is sc__ enc__ .



C. Write the missing words.

What's your favorite ① _____ ?

② _____ favorite class is ③ _____ .

④ _____ do you do in the library?

I ⑤ _____ books and listen to stories.

① class

② My

③ English

④ What

⑤ read

Learn more






A. Look and match.



door
window
floor
wall
ceiling

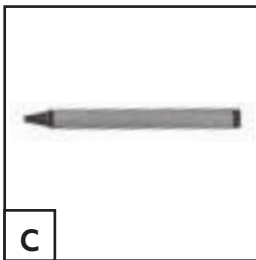


B. Check Yes, it is. or No, it isn't.

	Yes, it is.	No, it isn't.
 <p>This is Mrs. Brown.</p>		
 <p>This is Emma's address.</p>		
 <p>This is Emma's family name.</p>		

Let's paint!

Read and write

A. Read and match.



1 a marker

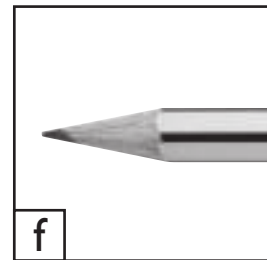


2 scissors

3 a crayon

4 paper

5 a pencil

6 a paintbrush




B. Unscramble the sentences.

1. paint Let's train. a

2. see? What you do

3. cars. blue draw I

C. Number the sentences.



	I draw pictures.
	I see a car. What do you see?
	I see a robot.
1	What do you do in art class?

D. Circle the answer.

- I glue **paper / crayons** .
- What do you do in art **class / teacher** ?
- I cut **marker / paper** .
- I draw **paint / pictures** .
- What do you **see / marker** ?
- I see a **dinosaur / paint** .



Read and write again

A. Write the missing words. Read the chant.

What do you do in art class?

I use a ① .

I ② paper.

I ③ pictures.

I use ④ .



B. Write and read. Circle draw and paint.

I use scissors. I cut paper.

I use crayons. I draw pictures.

I use a paintbrush. I paint pictures.

Listen

A. Listen and choose.

Track 74




- 1
- 2
- 3
- 4
- 5



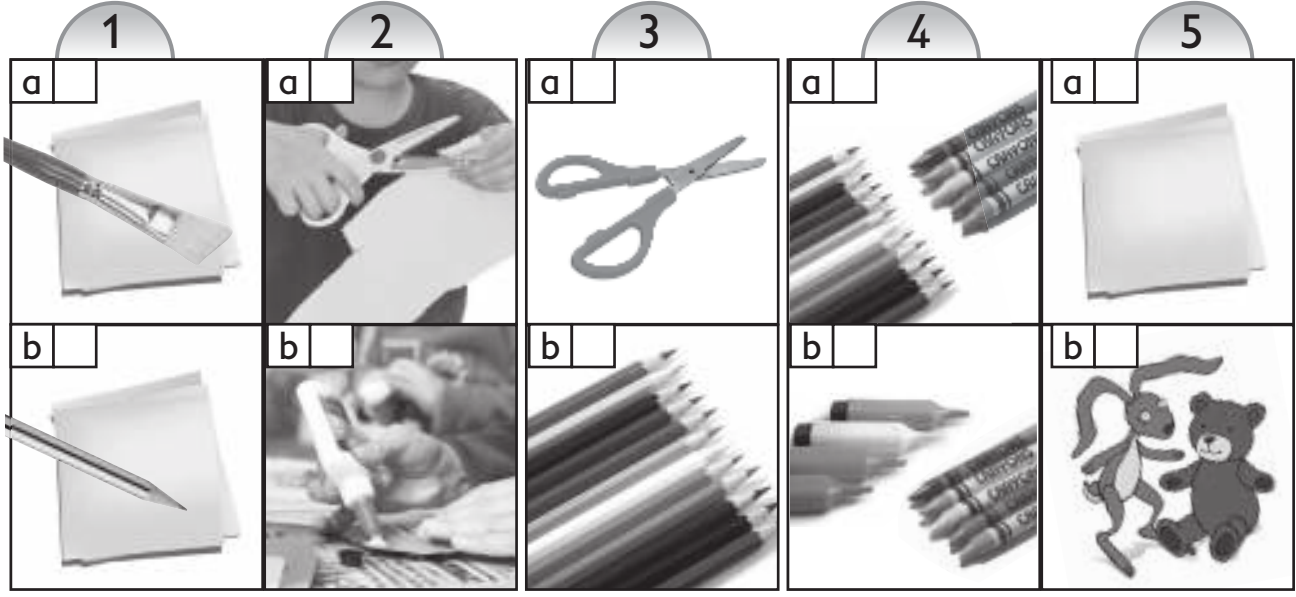
B. Listen and check .

Track 75



C. Listen and check a or b.

Track 76



Practice

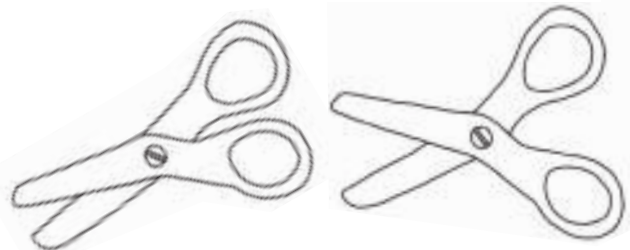
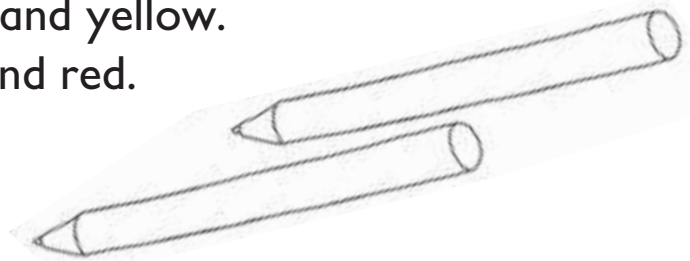
A. Read and write.

Let's _____ !
_____ ' paint a yellow _____ brown cat.
I _____ a _____ and _____ .

① paint ② Let's ③ and ④ use ⑤ paintbrush ⑥ paper

B. Look and color.

1. Color the crayons purple, yellow, and blue.
2. Color the markers red and brown.
3. Color the paintbrush pink and yellow.
4. Color the scissors green and red.



5. Write the words.

paintbrush

crayons


markers

scissors

Play and learn

A. Look and number.

1. crayons
2. markers
3. paintbrush
4. scissors
5. paper
6. fish



B. Write the missing letters. Read the word.



						f
		p		c		i
__	r	__	y	__	n	__
u		p		l		h
t		e		o		
		r		r		
				s		



What do you want to eat?

Read and write

A. Read and match.



1	rice
---	------



2	French fries
---	--------------

3	noodles
---	---------

4	vegetables
---	------------

5	chicken
---	---------

6	ice cream
---	-----------



B. Write the missing letters.

1	g__ap__s
---	----------

2	tom__to__s
---	------------

3	fi__h
---	-------

4	cho__ola__e bar
---	-----------------


5	__renc__ f__ies
---	-----------------

6	i__e cr__am
---	-------------

7	ca__ro__s
---	-----------

8	w__t__r
---	---------

C. Number the sentences.



1	What do you want to drink?
	Do you want some chicken?
	Yes, please. I want some chicken.
	I want some milk, please.

D. Unscramble the sentences.

1. pizza, I a want please.

2. do What want you eat? to

3. you Do want chocolate a bar?

Read and write again

A. Write the missing words. Read the chant.



Do you want some ① ?

Do you want some ② ?

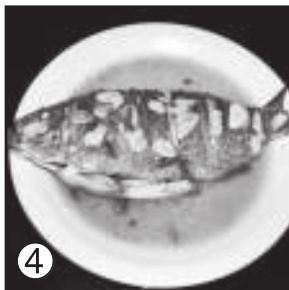
Do you want some ③ ?



Do you want some ④ ?

Do you want some ⑤ ?

Do you want some ⑥ ?



B. Write and read.

1. Write the words. Circle the drinks.

I want some soda pop, please.

I want some water, please.


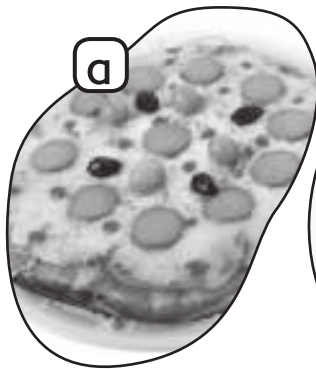
I want some potatoes, please.

2. Read again and say.

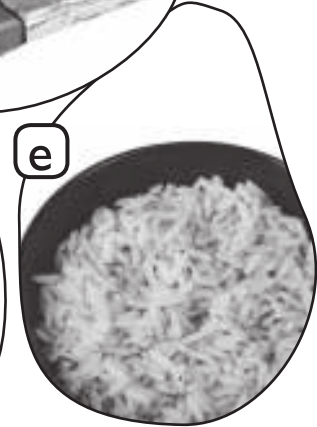
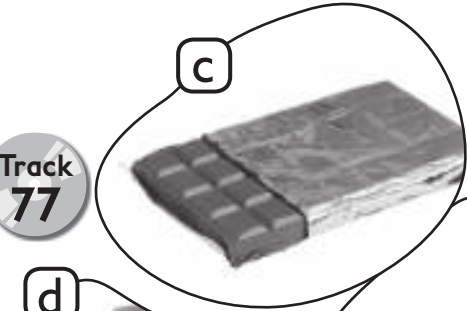
Listen

A. Listen and choose.

Track 77



- 1
- 2
- 3
- 4
- 5




B. Listen and check .

Track 78

1	2	3

C. Listen and check .

Track 79



	Yes, please.	No, thanks.
1		
2		
3		
4		
5		

Practice

A. Read and write.

What do _____ want to _____ ?
_____ you want _____ rice
and some _____ ?

chicken

some

Do

eat



you

B. Look and color.

1. Color the ice cream purple, blue, and orange.
2. Color the strawberries red and green.
3. Color the hamburger yellow, brown, and red.
4. Color the hot dog red, brown, and yellow.







5. Write the words.

ice cream


a hamburger

strawberries

a hot dog

Play and learn


A. Look and write.



- French fries
- a hot dog
- a hamburger
- ice cream
- chicken
- a chocolate bar
- grapes
- strawberries
- rice
- noodles

B. Write the letters. Read the words.



			n					
			o				r	
		f	o				i	
		i	d	w			c	
—	e	—	p	—	e	—	s	—
o		h	e	n				
u			s	t				



Can you play the piano?

Read and write

A. Read and match.



1 a violin

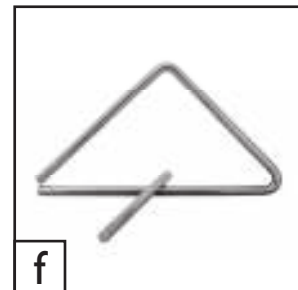


2 a recorder

3 drums

4 a tambourine

5 a guitar

6 a triangle



B. Write the missing letters.

1 __rum__

2 tr__ang__e

3 k__zo__

4 gu__t__r


5 re__or__er

6 ha__d be__l

7 ta__bo__ri__e

8 ha__moni__a

C. Number the sentences.



	No, I can't. I play the guitar.
1	What do you do in music class?
	Can you play the piano?
	We listen to music and sing songs.

D. Unscramble the sentences.

1. you What music do class? do in

2. songs sing listen and we music. to We

3. play We piano the and violin. the

Read and write again

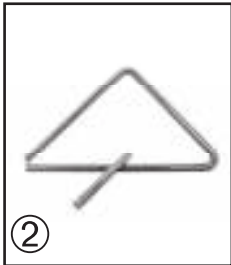
A. Write the missing words. Read the chant.



I play the ① .

I play the ② .


I play the ③ .



I play the ④ .

I play the ⑤ .

I play the ⑥ .



B. Write and read. Circle .

What do you do in music class?

We sing songs and listen to music.


We play the piano and the violin.

We play the guitar and the drums.

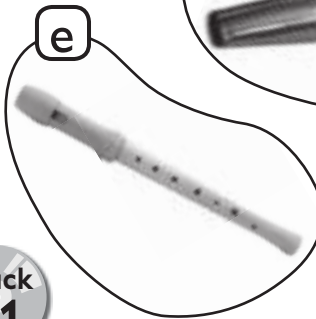


Listen

A. Listen and choose.

Track 80



- 1
- 2
- 3
- 4
- 5



B. Listen and check .

Track 81

1



2




3



C. Listen and number.

Track 82



Practice

A. Read and write.

What do you do in music _____ ?

We _____ the recorder and the _____

tambourine

class

play

B. Look and color.

1. Color the hand bell red, green, and yellow.
2. Color the tambourine orange, purple, and red.
3. Color the piano black and white.
4. Color the drums orange, red, and brown.









5. Write the words.

a piano


a tambourine

a hand bell

drums

Play and learn

A. Look and write.



B. Look at the pictures.

1. Circle the differences.



2. Write the differences.

a guitar

a violin

Review

A. Unscramble the sentences.

1. want drink? What you do to


2. some want please. juice, I

B. Write the missing letters.

1 Wh__t d__ y__u w__nt t__ e__t?

2 I wa__t some g__ap__s, pl__as__.

3 I use s__isso__s an__ ma__ke__s.



C. Write the missing words.

What do you do in ① _____ class?

I play the ② _____ and the ③ _____.

Do you ④ _____ music?

Yes, I ⑤ _____.

① music ② drums ③ piano ④ like ⑤ do

Learn more



A. Match.

rectangle

triangle

square

star

diamond



B. Write the missing letters.

1 It's on the c__ rcl__.


2 It's b__ h__ nd the h__ art.

3 It's u__ d__ r the dia__ o__ d.

C. Write the missing words.

It's in the _____.

It's _____ the _____.



triangle

circle

in

Unit

5

I like to jump!

Read and write

A. Read and match.



1	swings
---	--------



2	slide
---	-------

3	tunnel
---	--------

4	rope
---	------

5	net
---	-----

6	house
---	-------



B. Write the missing letters.

1	sw__ng__
---	----------

2	t__n__el
---	----------

3	boa__
---	-------

4	ne__
---	------


5	s__i__e
---	---------

6	j__ng__e g__m
---	---------------

7	h__us__
---	---------

8	r__p__
---	--------

C. Number the sentences.



	I like to play in the tunnel.
3	Do you like to play on the swings?
	Yes, I do.
1	What do you like to do in the playground?

D. Write about you.

Check Yes, I do. or No, I don't.

Do you like to ...	Yes, I do.	No, I don't.
... play on the jungle gym?		
... climb the rope?		
... play in the house?		

Read and write again

A. Write the missing words. Read the chant.

Do you like to play in the ① _____ ?


Do you like to play on the ② _____ ?

Do you like to climb the ③ _____ ?

Do you like to play on the ④ _____ ?

Do you like to ⑤ _____ ?

Do you like to ⑥ _____ ?



B. Write and read.

1. Write the words. Circle *run* and *jump*.

I like to play in the tunnel.

I like to run and jump.

2. Read again and say.

Listen

A. Listen and choose.

Track 83



1



2

3

4

5



e



B. Listen and check .

Track 84

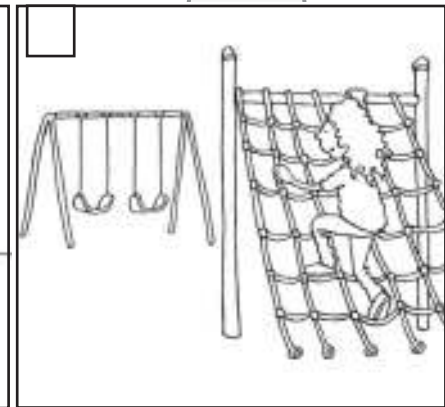
1



2




3



C. Listen and number.

Track 85



Practice

A. Read and write.

What do you like to do in the

?

I like to play on the

I like to _____ the net.

I like to _____ in the boat.

play

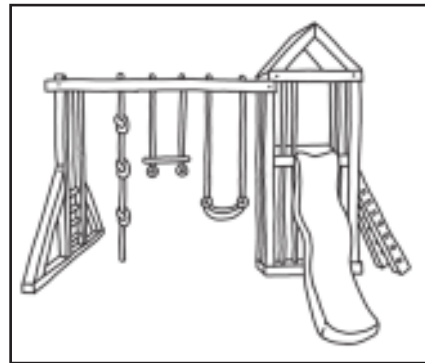
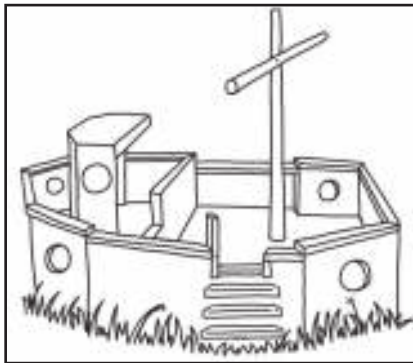
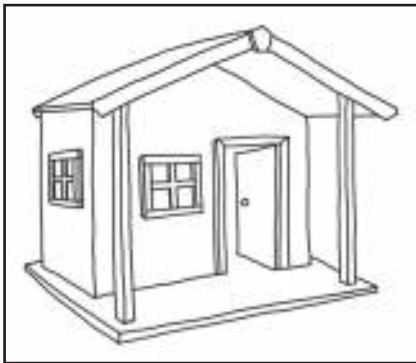
jungle gym

climb

playground

B. Look and color.

1. Color the house green, red, and yellow.
2. Color the boat green, purple, and blue.
3. Color the jungle gym orange, red, and brown.



4. Write the words.

house

boat

jungle gym

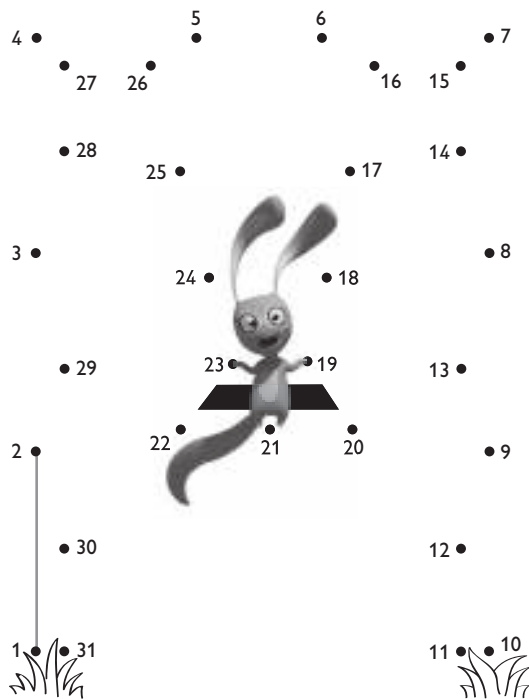
Play and learn

A. Circle the words.

r	s	t	t	u	n	n	e	l	b
j	u	n	g	l	e		g	y	m
a	s	w	i	n	g	s	s	d	f
c	l	i	m	b	s	d	f	g	a
p	l	a	y	g	r	o	u	n	d
b	f	a	h	o	u	s	e	x	z
r	u	n	x	c	j	u	m	p	d
e	r	o	p	e	r	b	o	a	t

- swings
- jungle gym
- house
- tunnel
- rope
- climb
- run
- jump
- playground
- boat

B. Connect the numbers.



Do you like to play on the swings?

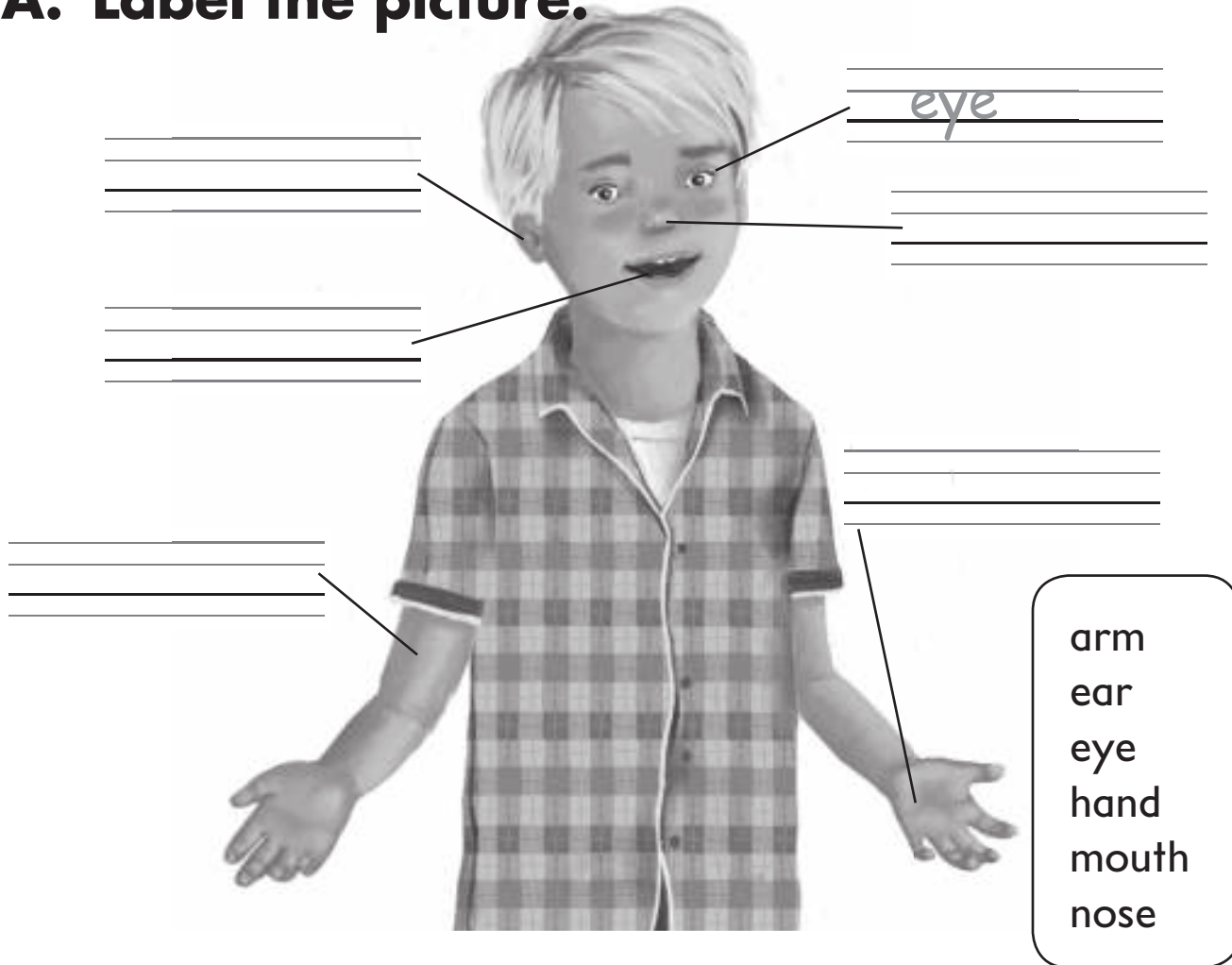


AB49

I hurt my nose.

Read and write

A. Label the picture.



B. Write the missing letters.

1 ___e__k

2 f__ng__r__

3 b__dy

4 fo__t


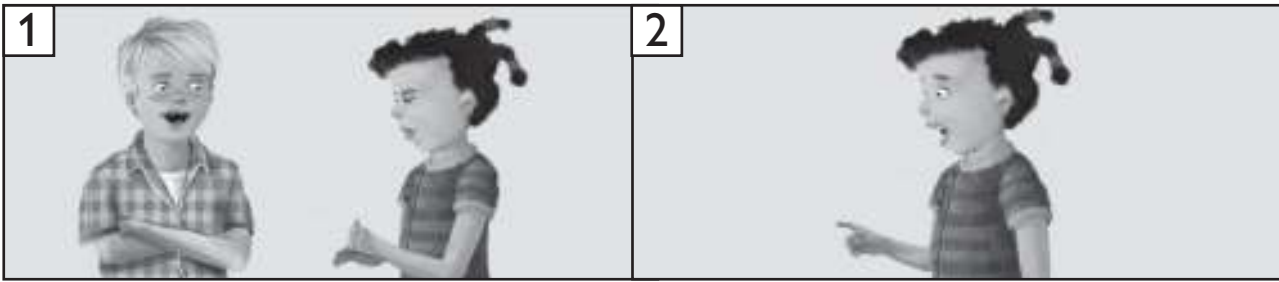
5 ch__st

6 a__m__

7 mo__t__


8 h__n__s

C. Number the sentences.





1	Hi. What's wrong?
	Where's the nurse's room?
	It's on the second floor.
	I cut my finger.

D. Write the missing words.

1. This is my  _____.

2. These are my  _____.

3. This is my  _____.

4. These are my  _____.

fingers mouth eyes foot

Read and write again

A. Write the missing words. Read the chant.

What are these?

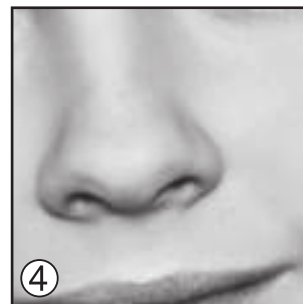
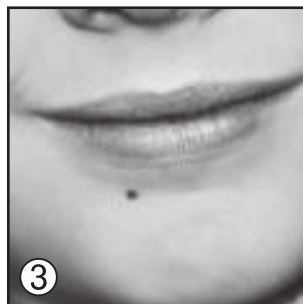
These are my ①

and these are my ② .

What's this?

This is my ③

and this is my ④ .



B. Write and read.

1. Write the words. Circle *hurt* and *cut*.

This is my face. I hurt my nose.

This is my toe and this is my finger.

I cut my finger.

2. Read again and say.

Listen

A. Listen and choose.

Track 86



- 1
- 2
- 3
- 4
- 5



B. Listen and check .

Track 87

<p>1</p>	<p>2</p>	<p>3</p>
----------	----------	----------

C. Listen and number.

Track 88

<p>a</p>	<p>b</p>	<p>c</p>
<p>d</p>	<p>e</p>	<p>f</p>

Practice

A. Draw and write.

1. Draw your face.




2. Write about your eyes, ears, nose, and mouth.

Use *This is ...* and *These are*

B. Look and color.

1. Color the eyes pink.
2. Color the ears green.
3. Color the face orange.
4. Color the arms purple.
5. Color the legs red.
6. Color the feet black.




7. Write the words.

eye ear face arm foot leg

Play and learn

A. Finish the sentences.



This is my




These are my

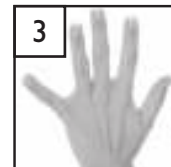


These are my

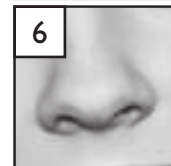
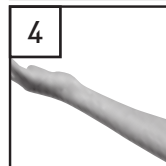
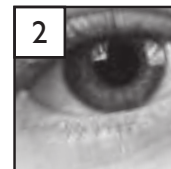
B. Look and write.



Across






Down



Let's clean up!

Read and write

A. Read and match.



1 a light


2 a fan

3 a pencil case

4 a notebook

5 a pen

6 a chair



B. Write the missing letters.

1 cha__r

2 wip__ o__f

3 mat__ b__ok__

4 co__pu__er

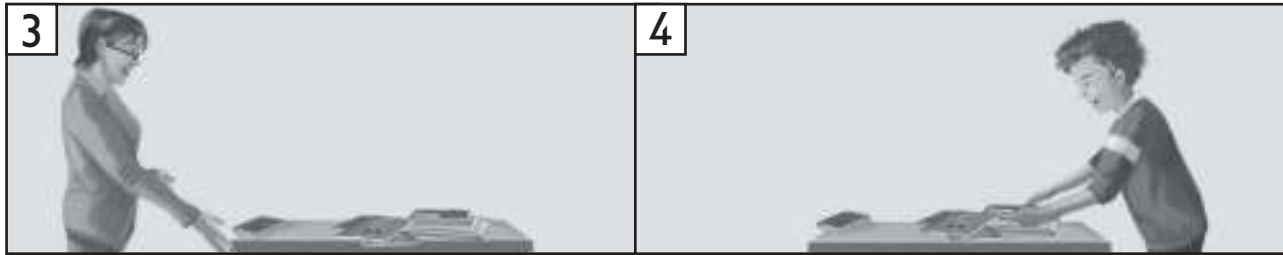
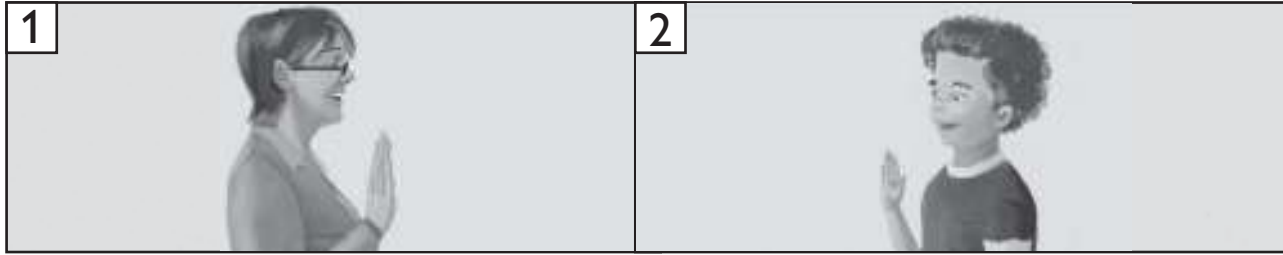
5 w__ite__oa__d

6 r__l__r

7 er__ser__

8 pe__c__ls

C. Number the sentences.



1	Hello.
---	--------

	Clean off your desk, please.
--	------------------------------

	Okay.
--	-------

	Hi, Miss Green.
--	-----------------

D. Unscramble the sentences.

1. clean Let's up classroom. the

2. off computer, Turn the please.

3. please. whiteboard, the off Wipe

4. away Put books, math your please.

Read and write again

A. Write the missing words. Read the chant.

Put away your ① _____, please.


Stack up your ② _____, please.

Put away your ③ _____, please.

Put away your ④ _____, please.

Put away your ⑤ _____, please.

Turn off the ⑥ _____, please.



B. Write and read.

Turn off the computer, please.



Turn off the fans, please.

Put away your pencils, please.

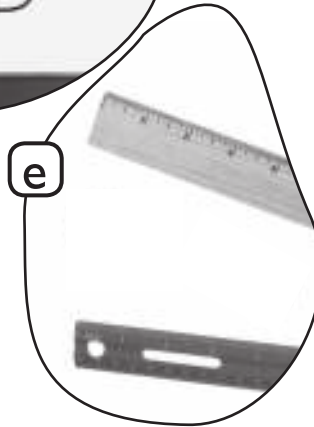
Listen

A. Listen and choose.

Track 89



- 1
- 2
- 3
- 4
- 5



B. Listen and check .

Track 90

1	2	3
<input type="checkbox"/>	<input type="checkbox"/>	<input type="checkbox"/>

C. Listen and check a or b.

Track 91

1	2	3	4	5
a <input type="checkbox"/>	a <input type="checkbox"/>	a <input type="checkbox"/>	a <input type="checkbox"/>	a <input type="checkbox"/>
b <input type="checkbox"/>	b <input type="checkbox"/>	b <input type="checkbox"/>	b <input type="checkbox"/>	b <input type="checkbox"/>

Practice

A. Read and write.

Turn off the _____, please.

Wipe off the whiteboard, _____.

_____ away your pencils, please.

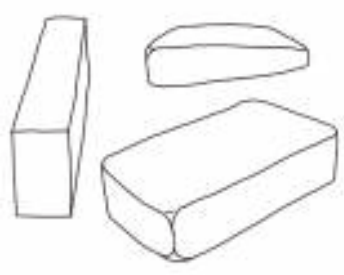
fans Put please

B. Look and color.

1. Color the desk pink and brown.
2. Color the pencils yellow, brown, and red.
3. Color the erasers green and blue.
4. Color the computer red, black, and white.









5. Write the words.

pencils erasers a computer a desk

Play and learn

A. Look and write.

1. Look at the pictures.



2. What does the teacher say?

Wipe _____

Turn _____

Stack _____

B. Write the missing letters. Read the word.

						f
		c				a
d		h		p		n
—	r	—	s	—	r	—
s		i		n		
k		r		s		




Review

A. Unscramble the sentences.

1. like I run to jump. and

2. rope. like I to the climb

B. Write the missing letters.

1	W__a__'s wr__n__?	
2	I h__rt m__ __rm.	

C. Write the missing words.

Turn off the ① and

the ②, please.

These are my ③ and

these are my ④.

Put away your ⑤

and ⑥, please.

- ① fans
- ② computers
- ③ hands
- ④ feet
- ⑤ books
- ⑥ pens

About me



Family name:

First name:

School:

Teacher:

My favorite class is:

My least favorite class is:

I like to read:

I like to play:

Word list

A

above
address
arm(s)
art
art room
atlases

B

back
beans
behind
boat
body
books

C

carrots
can
can't
ceiling
chairs
chest
chicken
chocolate bar
circle
class
classroom
clean off
clean up
climb
comic books
computer room
computer(s)
crayon
cut
cymbals

D

desks
diamond
dictionaries
don't
don't know
door
draw
drink
drums

E

ear(s)
eat
English
eraser
eye(s)

F

face
family name
fans
feet
finger(s)
first floor
first name
fish
flag
flagpole
floor
foot
French fries
fruit

G

glue
grapes
guitar
gym

H

hand bell
hand(s)
harmonica
head
heart
house
hurt

I

ice cream
in
in front of
inside

J

janitor
janitor's room
jump
jungle gym

K

kazoo
know

L

least favorite
leg(s)
let's clean up
librarian
library
lights
listen to stories
look at posters
lunchroom

M

magazines
marker
math
Miss
mouth
Mr.
Mrs.
music
music room

N

neck
net
noodles
nose
notebooks
nothing
nurse
nurse's room

O

office
okay
on
outside

P

P.E.
paint
paintbrush
paper
pencil
pencil case
pens

phone number
piano
picture
pizza
play
play (musical instrument)
playground
posters
potatoes
principal
put away
puzzle books

R

read
recorder
rectangle
rice
rope
rulers
run

S

science
science books
science room
scissors
second floor
see
shape
sing
slide
some
songs
square
stack up
star
stories
storybooks
strawberries
swings

T

tambourine
teach
teacher
teaches
these
third floor
thumb

toe(s)
tomatoes
triangle (musical instrument)
triangle (shape)
tunnel
turn off

U

under
use

V

vegetables
violin

W

wall
washroom
whiteboard
window
wipe off
wrong

X

xylophone



Starship
English

Well Done

This certificate is awarded to

for

signed: _____




Photo Credits

Student Book

All Photos are copyright Houghton Mifflin Harcourt except for the following:

DT = Dreamstime; IS = iStockPhotos; SS = Shutterstock

5 music class ©Hurst Photo/SS; English teacher; math class ©Stockbyte/Getty Images; science class; gym class ©CEFutcher/IS; art class; computer class ©Monkey Business Images/SS; 8 math teacher ©lisafx/IS; janitor ©AndreyPopov/IS; science teacher ©Lumigraphics/IS; gym teacher ©Richard Lewisohn/Digital Vision/Getty Images; music teacher ©keithpix/IS; 9 math class ©Tomwang112/IS; music class ©Hurst Photo/SS; English teacher ©daaronj/IS; science class; gym class ©CEFutcher/IS; computer class ©monkeybusinessimages/IS; art class ©Monkey Business Images/SS; 11 gym ©Brad Sauter/SS; science room ©Razvan/IS; office ©ferlistockphoto/IS; art room ©KatarzynaBialasiewicz/IS; lunchroom ©lisafx/IS; computers ©baona/IS; 13 English teacher ©wbritten/IS; art teacher ©monkeybusinessimages/IS; whiteboard ©Wavebreak/IS; librarian ©shironosov/IS; gym teacher ©kali9/IS; computer teacher ©Tyler Olson/SS; math teacher ©Tomwang112/IS; music teacher ©keithpix/IS; 14 office ©terex/IS; gym ©Pavliha/IS; lunchroom ©XiXinXing/IS; library ©Andresr/SS; janitor cart ©zygotehasnobrain/IS; science room ©CEFutcher/IS; 16 bread ©Countrymama/DT; brick ©Jeremy Allen/DT; blossom ©Renzzo/DT; 17 blanket ©Elena Elisseeva/DT; block ©Zoom-zoom/DT; bread ©Countrymama/DT; brick ©Jeremy Allen/DT; blossom ©Renzzo/DT; 18 crane ©Bjorn Heller/DT; clam ©Marcomayer/DT; crow ©Eric Isselee/DT; clouds ©Gregor Kervina/DT; crab ©Marina Pissarova/DT; clock/IS; 19 clouds ©Gregor Kervina/DT; clock/ IS; clam ©Marcomayer/DT; crow ©Eric Isselee/DT; crocodile ©Maximilian-setislav Andreev/DT; creek ©Kevin Eaves/DT; 21 frog/DT; flag ©Gualtiero Boffi/DT; flute ©Yifang Zhao/DT; flask ©Sergiy Nykonenko/DT; frame ©photosoup/IS; flea ©Cosmin Manciu/DT; flowers ©Stoupa/DT; friends ©Monkey Business Images/DT; fruit ©Richard Thomas/DT; fly ©Bogdan Dumitru/DT; 22 truck ©Milan Surkala/DT; dress ©Elena Stepanova/DT; drum ©Mac Miller/DT; trumpet ©Mac Miller/DT; trunk ©Galina Barskaya/DT; drill ©Mehmet Fatih Kocyildir/DT; 23 train ©Philip Lange/DT; drum ©Mac Miller/DT; trumpet ©Mac Miller/DT; dress ©Elena Stepanova/DT; dragon ©Cofkocof/DT; truck ©Milan Surkala/DT; 25 reading ©CEFutcher/IS; atlas ©Anneka/SS; listening ©Terrie L. Zeller/SS; 27 girl reading ©gbh007/IS; library ©SerrNovik/IS; girl with map ©FrankyDeMeyer/IS; girl reading picture book ©FineCollection/IS; headphones©Lifesizeimages/IS; 28 book ©pushlama/IS; 29 reading book ©CEFutcher/IS; atlas ©Anneka/SS; listening ©Terrie L. Zeller/SS; girl reading ©Michelle D. Milliman/SS; library©SerrNovik/IS; 31 gym teacher ©kali9/IS; science room ©Razvan/IS; English teacher ©wbritten/IS; library ©Andresr/SS; music class ©Hurst Photo/SS; math teacher ©lisafx/IS; office ©ferlistockphoto/IS; art room ©KatarzynaBialasiewicz/IS; reading ©CEFutcher/IS; map ©FrankyDeMeyer/IS; 32 desk ©sorends/IS; 33 room ©stickytoffeepadding/IS; flag ©Phillip Lange/SS; doors ©Antonio Jorge Nunes/SS; window ©Ilin Sergey/SS; 34 grapes ©Roman Ivaschenko/DT; globe ©DenIS;Tabler/DT; glue ©Design56/DT; grains ©Vitaliy Dyatchenko/DT; glasses ©Zoommer/DT; 35 gloves ©Monika Adamczyk/DT; grapes ©Ruth Gubenko/DT; globe ©Woodhouse84/DT; grasshopper ©Vinicius Tupinamba/DT; glass ©Volodymyrkrasyuk/DT; grains ©Vitaliy Dyatchenko/DT; 37 plants ©Pavlo Sachek/DT; prune ©Esterio/DT; plug ©Grazydydas/DT; printer ©Vitaliy Shabalin/DT; plate ©Elnur Amikishiyev/DT; present ©Daniel Hughes/DT; play ©Andres Rodriguez/DT; phone ©Oleksandr Kalyna/DT; plum ©Iurii Konoval/DT; 38 skis ©Redbaron/DT; scoop ©Ingvar Bjork/DT; scarf ©Kadrof/DT; skunk ©Isselee/DT; scanner ©Lukasz Olek/DT; skateboard ©Julian Rovagnati/DT; 39 scale ©LulS;Louro/DT; scoop ©Ingvar Bjork/DT; skunk ©Isselee/DT; scarf ©Olga Chernetskaya/DT; skateboard ©Julian Rovagnati/DT; 40 sled ©Richard Lammerts/DT; spade ©Stanislav Voronov/DT; spoon ©irin-k/SS; sleeve/DT; spacecraft ©Les Cunliffe/DT; slug ©Fred De Baillencourt/DT; 41 slide ©Anton Starikov/DT; sled ©Richard Lammerts/DT; spade ©Stanislav Voronov/DT; spacecraft ©Les Cunliffe/DT; sleeve/DT; 43 scissors ©EugeneTomeev/IS; pencil ©Edyta Pawlowska/SS; paintbrush ©kuzma/IS;marker ©dlerick/IS; paper ©art-4-art/IS; 45 girl drawing ©Jacek Chabraszewski/SS; painting ©Pixavril/IS; snake ©Ferdiperdoznyi/IS; scissors ©Johanna Goodyear/SS; crayons©Kenishiriotie/IS; watercolor ©Elzbieta Sekowska/SS; dinosaur ©omgdenya/IS; 46 marker ©EugeneTomeev/IS; pencil ©sezer66/IS; paintbrush ©Valengilda/IS; paper ©IS; crayon ©dlerick/IS; scissors ©messenjah/IS; 49 chocolate bar ©Riorita/IS; fish ©gbh007/IS; rice ©KosinSukhum/IS; noodles ©Kheng Guan Toh/SS; fries ©Africa Studio/SS; pizza ©yvdyvdv/IS; chicken ©gbh007/IS; ice cream ©Stockphoto24/IS; MISSING PAGE 50/OLD PAGE 34 51 water ©magnetcreative/IS; milk ©HomeStudio/SS; chicken ©Magone/IS; carrots ©smallfrog/IS; rice ©bedo/IS; pizza ©kajakiki/IS; grapes©More86/IS; strawberries ©baibaz/IS; 52 chocolate ©deyangeorgiev/IS; potatoes ©JoeGough/IS; tomatoes ©THPstock/IS; fruit ©garysludden/IS; ice cream ©Karcich/IS; noodles ©neotakezo/IS; 53 fish ©diamant24/IS; pizza ©kajakiki/IS; potatoes ©ElenaDanileiko/IS; strawberries ©baibaz/IS; tomatoes ©edelweiss7227/IS; noodles ©Kheng Guan Toh/SS; green beans ©angorius/IS; chocolate bar ©Riorita/IS; chicken ©Magone/IS; grapes ©More86/IS; rice ©piach/IS; 55 snake ©Amwu/DT; smash ©Dmitry Kalinovsky/DT; smelly ©Arenacreative/DT; snail ©Cienpies Design & Communication/DT; snowman ©Milan Kopcok/DT; smile ©Hughstoneian/DT; sneakers/DT; food ©Linda Hewell/DT; cats ©Pavalache Stelian/DT; smoke ©Andrey Prokuronov/DT; 56 stapler ©Bdspn/DT; toast ©Adrian Petrean/DT; stairs ©Tatjana Keisa/DT; stamp ©DrMadra/SS; forest ©Emi Cristea/DT; 57 stapler ©Jasenka/DT; list ©Alexander Bryljaev/DT; stamp ©DrMadra/SS; toast ©Samantha Grandy/DT; 58 swing ©Mark Herreid/DT; sweater ©Elnur Amikishiyev/DT; swan ©Aniramka33/DT; twig ©Marek Uliasz/DT; tweezers ©Anton Starikov/DT; 59 twist ©Tr3gi/DT; janitor ©Redbaron/DT; swing ©Mark Herreid/DT; sweater ©Elnur Amikishiyev/DT; twig ©Marek Uliasz/DT; 61 string ©Kathie Nichols/DT; list ©Alexander Bryljaev/DT; screws ©Solucionfotografica/DT; stripes ©Leigh Ference-kaemmer/DT; screen ©Gino Santa Maria/DT; street ©Cameron Dwyer/DT; scrub ©Cynthi Kovach/DT; tool ©Chris;Hill/DT; exercise ©Bobby Deal/DT; exercise ©Thomas Lammeyer/DT; 63 harmonica ©Matthias33/IS; hand bell ©JackValley/IS; kazoo ©cveltrii/IS; recorder ©Whirler/IS; triangle ©Madeleine Openshaw/SS; cymbals ©MartinaM/IS; 65 triangle ©Madeleine Openshaw/SS; piano ©neamov/IS; drums ©andresrimaging/IS; violin ©J-Elgaard/IS; tambourine ©oguzdkn/IS; harmonica ©fredcardoso/IS; guitar ©RapidEye/IS; cymbals ©Puleo/IS; kazoo ©ranzino/IS; 66 playing guitar ©zinchik/IS; triangle ©egal/IS; playing violin ©EmirMemedovski/IS; hand bell ©jacus/IS; cymbal ©ScottJantzen/IS; playing recorder ©jstudio/IS; violin ©Sandra van der Steen/SS; 67 harmonica ©Matthias33/IS; cymbals ©MartinaM/IS; drums ©andresrimaging/IS; guitar ©RapidEye/IS; headphones ©TMSK/IS; piano ©neamov/IS; 69 playing guitar ©zinchik/IS; playing violin ©EmirMemedovski/IS; headphones ©TMSK/IS; playing recorder ©jstudio/IS; strawberries ©baibaz/IS; grapes ©More86/IS; drawing ©Jacek Chabraszewski/SS; pizza ©kajakiki/IS; fries ©Ivanmateev/IS; 73 splint ©Robert Byron/DT; squid ©Wksp/DT; spread ©Squareplum/DT; squirrel ©Isselee/DT; 75 space ship ©NASA Marshall Space Flight Center (NASA-MSFC); signs ©Pixbox77/DT; student books ©Soljuska13/DT; 76 printer ©Vitaliy Shabalin/DT; ant ©Ryan Pike/DT; windy ©Braendan Yong/DT; present ©Dan Hughes/DT; friends ©Monkey Business Images/DT; 77 hand ©Monika Adamczyk/DT; windy ©Braendan Yong/DT; pond ©David Watmough/DT; tent ©Veniamin Kraskov/DT; drawing ©Elzbieta Sekowska/DT; 79 sink ©Win Nondakowit/DT; jump/SS; shrimp ©Mingwei Chan/DT; stump ©Vyacheslav Ryaschikov/DT; skunk ©Isselee/DT; boy ©Leadenpork/DT; shrimp ©Robyn Mackenzie/DT; tent ©Timothy Epp/DT; skunk ©Isselee/DT; tank ©lmaengine/DT; lamp ©Artjazz/DT; 81 climbing ©Hallgerd/SS; slide ©BrandyTaylor/IS; sandbox ©palinchakjr/IS; blocks ©nimis69/IS; running ©Kiwicpic/IS; jumping ©Jacek Chabraszewski/SS; 83 climbing ©AlanLagadu/IS; slide ©SafakOguz/IS; boat ©der-muehle-photography/IS; tube ©Lovesdobermans/IS; swings ©jml5571/IS; girl climbing wall ©Tampopo/IS; playhouse ©Dmitry Naumov/SS; playground ©RonThomas/IS; 84 house ©jan kranendonk/SS; tunnel ©topten22photo/IS; girl on ropes©wojciechajda/IS; slide ©DeborahMaxemow/IS; swing ©UrsaHoogle/IS; boy on rope ©ziggymars/IS; 85 slide ©lmgorthand/IS; swing ©UrsaHoogle/IS; playhouse ©DmitryNaumov/SS; bars ©staceynewman/IS; jumping ©gbh007/IS; ropes ©Imageegam/IS; tunnel ©J-Roman/IS; climbing ©Tampopo/IS; 87 eyes ©kickers/IS; ears ©lissart/IS; arms ©Tischenko Irina/SS; legs; feet ©MoustacheGirl/IS; hands ©bulentozber/IS; fingers ©bulentozber/IS; toes ©Hebble3/IS; 89 girl in dress ©jaroon/IS; girl profile ©ryasick/IS; ear ©Nicholas Sutcliffe/SS; legs ©ISImageSource/IS; eye/cheek ©RobMattingley/IS; girl mouth ©sam74100/IS; boy mouth ©GeorgeManga/IS; boy ©3bugsmom/IS; 90 fingers ©prill/IS; gymnast ©barsik/IS; ear ©dolgachov/IS; eye ©duncan1890/IS; arm ©IS; leg ©themacx/IS; 93 lungs ©Mykola Mazuryk/DT; king ©Oprea Lavinia/DT; hanger ©Aleksandr Ugorenkov/DT; exercise ©Bobby Deal/DT; 94 field ©Eti Swinford/DT; wolf ©Isselee/DT; elk ©Andyworks/IS; film ©Olga Miltsova/DT; belt ©Mooltfilm/DT; 95 belt ©Elnur Amikishiyev/DT; tree ©Svetoslav Iliiev/DT; milk ©Eric Gevaert/DT; 97 apple ©Viktorfischer/DT; camel ©Nexus7/DT; beetle ©Aetmeister/DT; bubbles ©Monika Wisniewska/DT; tunnel ©lgorsky/DT; barrel ©James Steidl/DT; camel ©Nexus7/DT; beetle ©Aetmeister/DT; barrel ©James Steidl/DT; bubbles ©Shime/DT; eagle ©Johannes Gerhardus Swanepoel/DT; ring ©Elen/DT; 99 computer ©Drazen/IS; pen ©Oleg Golovnev/SS; fan ©FEH/IS; case ©gynane/IS; ruler ©joebelanger/IS; 101 computer ©konstantin32/IS; classroom ©Taylor Jackson/SS; girls ©Tatiana Belova/SS; whiteboard ©ozgurdonmaz/IS; pens ©gualbertobecerra/IS; case ©thebroker/IS; notebooks ©mcfields/IS; reading ©shironosov/IS; 102 notebooks ©rjp85/IS; school supplies ©Ls9907/IS; computer lab ©psamtk/IS; chairs ©drxy/IS; classroom ©Tatiana Belova/SS; whiteboard ©ozgurdonmaz/IS; 105 tunnel ©topten22photo/IS; boat ©der-muehle-photography/IS; pens ©gualbertobecerra/ IS; case ©thebroker/IS; ruler ©joebelanger/IS; slide ©SafakOguz/IS; house ©jan kranendonk/SS; knee ©Studio-Annika/IS; finger ©mrptom-uk/IS; girl in classroom ©J-Elgaard/IS; classroom ©Taylor Jackson/SS; toes ©raspberrymac/IS; fingers ©prill/IS; 109 carrot

Photo Credits (continued)

All Photos are copyright Houghton Mifflin Harcourt except for the following:

DT = Dreamstime; IS = iStockPhotos; SS = Shutterstock

©Alexstar/DT; button ©Jakub Krechowicz/DT; balloon ©Marek Kosmal/DT; 111 knife ©Christophe Testi/DT; comb ©Eutoch/DT; hand ©Monika Adamczyk/DT; 112 accordion ©Fibobjects/DT; jacket ©Toranico/SS; bucket ©Eyewave/DT; zucchini ©Eskymaks/DT; broccoli ©Missjelena/DT; 113 pocket ©Konstantin Kirillov/DT; sport ©Galina Barskaya/DT; accordion ©Fibobjects/DT; bucket ©Eyewave/DT; 115 pencil ©Jorge Farres Sanchez/DT; book ©Edith Layland/DT; giraffe ©Elena Babushkina/DT; rice ©2011 Photos.com; 118 butter ©Elena Schweitzer/DT; strawberries ©Ijansempoi/DT; zucchini ©Eskymaks/DT; broccoli ©Missjelena/DT; rice ©2011 Photos.com.

Activity Book

All Photos are copyright Houghton Mifflin Harcourt except for the following:

DT = Dreamstime; IS = iStockPhotos; SS = Shutterstock

AB4 math ©Monkey Business Images/DT; art ©Monkey Business Images/SS; P.E. ©Yakov Stavchansky/DT; English ©daaronj/IS; music ©Morgan Lane Photography/SS; science ©Rmarmion/DT; AB6 librarian ©Dmitriy Shironosov/SS; violin ©keithpix/IS; gym ©Lorraine Swanson/DT; teacher ©lisafx/IS; principal ©DT; janitor ©Glue Stock/SS; AB10 gym ©Brad Sauter/DT; library ©James Steidl/DT; lunchroom ©Lisa F. Young/DT; art ©Monkey Business Images/DT; office ©DT; computers ©Andres Rodriguez/DT; AB12 English ©carlosalvarez/IS; science ©Michael Rolands/DT; math ©Titelio/DT; art ©Alexander Ryabchun/DT; sports ©Michael Flippo/DT; violin ©SS; AB13 library ©Dmitriy Shironosov/DT; gym ©Nikolay Mamluke/DT; flutes ©Morgan Lane Photography/SS; computers ©Branko Grujic/DT; reading ©Michelle Milliman/DT; AB18 reading ©Michelle Milliman/DT; library ©Dmitriy Shironosov/DT; computer ©Terrie L.Zeller/SS; AB19 headphones ©Isabel Poulin/DT; AB23 door ©Antonio Jorge Nunes/SS AB24 paper ©DT; marker ©Maxim Godkin/DT; pencil ©Alfiofer/DT; scissors ©Jose Manuel Gelpi Diaz/DT; paintbrush ©Les Cunliffe/DT; pencil ©Jorge Farres Sanchez/DT; AB27 girl ©Igor Vorobyov/DT; painting ©SS; pencil ©Jorge Farres Sanchez/DT; cutting ©Matka Wariatka/SS; gluing ©SS; scissors ©Marcus/DT; pencils ©Nat Ulrich/DT; highlighters ©Alexmax/DT; paper ©DT; AB30 vegetables ©Monika Adamczyk/DT; french fries ©Igor Groshev/DT; rice ©Photos.com; noodles ©Kheng Guan Toh/SS; chicken ©Elena Moiseeva/DT; icecream ©Susabell/DT; AB32 grapes ©Ruth Gubenko/DT; french fries ©Igor Groshev/DT; rice ©Photos.com; fish ©Howard Hong/DT; water ©magnetcreative/IS; fruit ©garysludden/IS; AB33 pizza ©DT; milk ©diane39/IS; chocolate ©Yong hian Lim/DT; rice ©Photos.com; water ©magnetcreative/IS; chocolate ©Alexandr Stepanov/DT; strawberries ©Ijansempoi/DT; AB36 triangle ©Madeleine Openshaw/DT; recorder ©Heike Brauer/DT; violin ©DT; guitar ©IS/IS; tambourine ©Ryan Pike/DT; recorder ©Heike Brauer/DT; AB38 harmonica ©Matthias 33/DT; triangle ©Madeleine Openshaw/DT; violin ©DT; kazoo ©ranzino/IS; drum set ©Andres Rodriguez; guitar ©IS; AB39 piano ©SS; tambourine ©pixhook/IS; cymbals ©ScottJantzen/IS; kazoo ©ranzino/IS; recorder ©Anke Van Wyk/DT; piano ©SS; guitar ©IS; drum set ©Andres Rodriguez/DT; kazoo ©jmi999/IS; tambourine ©arturoli/IS; AB41 kazoo ©Ed Endicott/DT; guitar ©IS/IS; drum set ©Andres Rodriguez; triangle ©Madeleine Openshaw/DT; tambourine ©Ryan Pike/DT; piano ©SS; violin ©DT; AB42 grapes ©Ruth Gubenko/DT; AB44 playground ©Aleksandr Bondarchiuk/DT; playground ©Aleksandr Bondarchiuk/DT; cubby ©Dmitry Naumov/DT; tunnel ©Jamie Wilson/DT; ropes ©Joanne Zh/DT; climbing ©Gordana Sermek/DT; AB46 boat ©Dana Rothstein/DT; swings ©Georgios Alexandris/DT; climbing frame ©Seesea/DT; playground ©Craig Provan /DT; jumping ©SS; AB47 playground ©Paul Moore/DT; ropes ©Felix Mizioznikov/DT; tunnel ©Melanie Stevens/DT; slide ©Anastasia Igolkina/DT; climbing ©Seesea/DT; AB52 fingers ©Monika Adamczyk/DT; toes ©Spfotocz/DT; face ©Anastasia Igolkina/DT; AB53 toes ©Spfotocz/DT; back ©Raycan/DT; boy ©Ron Chapple Studios/DT; feet on grass ©Tiberius Dinu/DT; toes ©Spfotocz/DT; girl ©Elena Elisseeva/DT; AB55 girl ©Shawn And Sue Roberts/DT; hands ©Monika Adamczyk/DT; ear ©Lev Dolgatshjov/DT; toes ©Spfotocz/DT; close up of an eye ©Chuckaitch/DT; face ©Baronoskie/DT; AB56 pen ©Kalinin Dmitriy/DT; fan ©Ian Maclellan/DT; light ©Werner Stoffberg/DT; chairs ©Kutt Niinepuu/DT; notebook ©Benglim/DT; pencils ©Sergey Katykin/DT; AB58 pens ©Dmitriy Sladkov/DT; chairs ©Kutt Niinepuu/DT; erasers ©Zts/DT; rulers ©DT; notebook ©Benglim/DT; computers ©psamtiik/DT; AB59 desks ©DT; fan ©Ian Maclellan/DT; chairs ©Drx/DT; rulers ©darkgreenwolf /DT; eraser ©Picsfive/DT; pencils ©Monika/DT; pencil case ©Gynane/DT; rulers ©Eutoch/DT; crayons ©Graça Victoria/DT; light ©Jolin/DT; pens ©Ana Hmelnitkaia/DT.


MINISTERIO
DE EDUCACIÓN




EL
GOBIERNO
DE TODOS



ENGLISH - A1.1 (Children) - EGB

 @MinisterioEducaacionEcuador

 @Educacion_EC

 /MinEducaacionEcuador

 /Educacionecuador

www.educacion.gob.ec

Información: 1800 EDUCACIÓN (338222) o info@educacion.gob.ec